

UNITED STATES  
SECURITIES AND EXCHANGE COMMISSION  
Washington, D.C. 20549

Amendment No. 3 to  
FORM S-1  
REGISTRATION STATEMENT UNDER THE SECURITIES ACT OF 1933

**ONDAS HOLDINGS INC.**

*(Exact name of registrant as specified in its charter)*

**Nevada**  
*(State or other jurisdiction of  
incorporation or organization)*

**3663**  
*(Primary Standard Industrial  
Classification Code Number)*

**47-2615102**  
*(I.R.S. Employer  
Identification Number)*

**165 Gibraltar Court  
Sunnyvale, California 94089  
(888) 350-9994**  
*(Address, including zip code, and telephone number, including  
area code, of registrant's principal executive offices)*

**Eric A. Brock  
Chairman and Chief Executive Officer  
Ondas Holdings Inc.  
165 Gibraltar Court Sunnyvale, CA 94089  
(888) 350-9994**  
*(Name, address, including zip code, and telephone number  
including area code, of agent for service)*

**With copies to:**

**Michael Francis, Esq.  
Christina C. Russo, Esq.  
Akerman LLP  
350 East Las Olas Boulevard, Suite 1600  
Fort Lauderdale, FL 33301  
(954) 463-2700**

**Curtis L. Mo, Esq.  
Kyle R. de Neve, Esq.  
DLA Piper LLP (US)  
2000 University Avenue  
East Palo Alto, CA 94303  
(650) 833-2015**

**Approximate date of commencement of proposed sale to the public:** As soon as practicable after the effective date of this registration statement.

If any of the securities being registered on this Form are to be offered on a delayed or continuous basis pursuant to Rule 415 under the Securities Act of 1933, check the following box.

If this Form is filed to register additional securities for an offering pursuant to Rule 462(b) under the Securities Act, check the following box and list the Securities Act registration statement number of the earlier effective registration statement for the same offering.

If this Form is a post-effective amendment filed pursuant to Rule 462(c) under the Securities Act, check the following box and list the Securities Act registration statement number of the earlier effective registration statement for the same offering.

If this Form is a post-effective amendment filed pursuant to Rule 462(d) under the Securities Act, check the following box and list the Securities Act registration statement number of the earlier effective registration statement for the same offering.

Indicate by check mark whether the registrant is a large accelerated filer, an accelerated filer, a non-accelerated filer, smaller reporting company, or an emerging growth company. See the definitions of "large accelerated filer," "accelerated filer," "smaller reporting company," and "emerging growth company" in Rule 12b-2 of the Exchange Act.

Large accelerated filer   
Non-accelerated filer

Accelerated filer   
Smaller reporting company   
Emerging growth company

If an emerging growth company, indicate by check mark if the registrant has elected not to use the extended transition period for complying with any new or revised financial accounting standards provided pursuant to Section 7(a)(2)(B) of the Securities Act.

**CALCULATION OF REGISTRATION FEE**

Title of each class of securities to be registered	Proposed maximum aggregate offering price <sup>(1)</sup>	Amount of registration fee <sup>(2)</sup>
Common stock, \$0.0001 par value per share	\$ 55,000,000	\$ 6,666.00 <sup>(3)</sup>

- (1) Includes the public offering price of shares that the underwriters have the option to purchase to cover overallocments, if any. Estimated solely for the purpose of calculating the amount of the registration fee pursuant to Rule 457(o) under the Securities Act of 1933, as amended.
- (2) Calculated pursuant to Rule 457(o) based on an estimate of the proposed maximum aggregate initial public offering price.
- (3) A fee of \$5,575.20 was previously paid.

**The registrant hereby amends this registration statement on such date or dates as may be necessary to delay its effective date until the registrant shall file a further amendment which specifically states that this registration statement shall thereafter become effective in accordance with Section 8(a) of the Securities Act, or until the registration statement shall become effective on such date as the Commission, acting pursuant to said Section 8(a), may determine.**

---

---

---

Subject to completion, dated June 18, 2019

The information in this preliminary prospectus is not complete and may be changed. We may not sell these securities until the registration statement filed with the Securities and Exchange Commission is effective. This preliminary prospectus is not an offer to sell nor does it seek an offer to buy these securities in any jurisdiction where the offer or sale is not permitted.

Shares

## Ondas Holdings Inc. Common Stock

We are offering \_\_\_\_\_ shares of our common stock.

Our common stock is quoted on the OTCQB of OTC Markets Group, Inc. (the “OTCQB”), under the symbol “ONDS,” and, to date, has traded on a limited basis. As of June 17, 2019, the last reported sale price of our common stock on OTCQB Market was \$6.00. We have applied to list our common stock on the NYSE American (the “NYSE American”) under the symbol “ONDS,” and we intend to complete such listing concurrently with this offering.

We are an “emerging growth company” under applicable Securities and Exchange Commission rules and will be subject to reduced public company reporting requirements.

---

	Per share	Total
Public offering price	\$	\$
Underwriting discounts and commissions <sup>(1)</sup>	\$	\$
Proceeds to Ondas Holdings Inc., before expenses	\$	\$

(1) The underwriters will receive compensation in addition to the underwriting discount. See “Underwriting” beginning on page 68.

The underwriters have the option to purchase up to an additional \_\_\_\_\_ shares from us at the public offering price, less the underwriting discounts and commissions, within 45 days after the date of this prospectus to cover overallocments, if any.

Certain of Ondas’ directors, executive officers, and significant stockholders have indicated an interest in participating in the Offering at the public offering price per share, including through the extinguishment of up to approximately \$7.0 million of Company indebtedness in exchange for a number of shares of common stock determined by dividing the extinguished debt amount by the public offering price of the common stock at the election of the holders thereof.

**Investing in our common stock involves a high degree of risk. See “Risk Factors,” beginning on page 7.**

**Neither the Securities and Exchange Commission nor any state securities commission has approved or disapproved of these securities or passed upon the adequacy or accuracy of this prospectus. Any representation to the contrary is a criminal offense.**

The underwriters expect to deliver the shares of common stock to investors on or about \_\_\_\_\_, 2019.

---

*Sole Book-Running Manager*

**BTIG**

*Co-Manager*

**National Securities Corporation**

The date of this prospectus is \_\_\_\_\_, 2019.

---

## TABLE OF CONTENTS

	<u>Page</u>
<a href="#">PROSPECTUS SUMMARY</a>	<a href="#">1</a>
<a href="#">THE OFFERING</a>	<a href="#">5</a>
<a href="#">SUMMARY FINANCIAL DATA</a>	<a href="#">6</a>
<a href="#">RISK FACTORS</a>	<a href="#">7</a>
<a href="#">SPECIAL NOTE REGARDING FORWARD-LOOKING STATEMENTS</a>	<a href="#">26</a>
<a href="#">USE OF PROCEEDS</a>	<a href="#">28</a>
<a href="#">MARKET FOR COMMON EQUITY AND RELATED STOCKHOLDER MATTERS</a>	<a href="#">29</a>
<a href="#">DIVIDEND POLICY</a>	<a href="#">29</a>
<a href="#">CAPITALIZATION</a>	<a href="#">30</a>
<a href="#">DILUTION</a>	<a href="#">31</a>
<a href="#">MANAGEMENT'S DISCUSSION AND ANALYSIS OF FINANCIAL CONDITION AND RESULTS OF OPERATIONS</a>	<a href="#">33</a>
<a href="#">BUSINESS</a>	<a href="#">44</a>
<a href="#">TARGET INDUSTRIES AND APPLICATIONS</a>	<a href="#">45</a>
<a href="#">MANAGEMENT</a>	<a href="#">55</a>
<a href="#">CERTAIN RELATIONSHIPS AND RELATED PARTY TRANSACTIONS</a>	<a href="#">61</a>
<a href="#">CONTROLS AND PROCEDURES</a>	<a href="#">62</a>
<a href="#">SECURITY OWNERSHIP OF CERTAIN BENEFICIAL OWNERS AND MANAGEMENT</a>	<a href="#">64</a>
<a href="#">DESCRIPTION OF CAPITAL STOCK</a>	<a href="#">65</a>
<a href="#">SHARES ELIGIBLE FOR FUTURE SALE</a>	<a href="#">67</a>
<a href="#">UNDERWRITING</a>	<a href="#">68</a>
<a href="#">LEGAL MATTERS</a>	<a href="#">73</a>
<a href="#">EXPERTS</a>	<a href="#">73</a>
<a href="#">WHERE YOU CAN FIND MORE INFORMATION</a>	<a href="#">73</a>
<a href="#">INDEX TO CONSOLIDATED FINANCIAL STATEMENTS</a>	<a href="#">F-1</a>

**We have not authorized anyone to provide any information or to make any representations other than those contained in this prospectus or in any free writing prospectuses we have prepared. We take no responsibility for, and can provide no assurance as to the reliability of, any other information that others may give you. This prospectus is an offer to sell only the shares offered hereby, but only under circumstances and in jurisdictions where it is lawful to do so. The information contained in this prospectus is current only as of its date.**

For investors outside the United States: We have not, and the underwriters have not, done anything that would permit this offering or possession or distribution of this prospectus in any jurisdiction where action for that purpose is required, other than the United States. Persons outside of the United States who come into possession of this prospectus must inform themselves about, and observe any restrictions relating to, the offering of the shares of common stock and the distribution of this prospectus outside of the United States.

### **Market and Other Industry Data**

Unless otherwise indicated, market data and certain industry forecasts used throughout this prospectus were obtained from various sources, including internal surveys, market research, consultant surveys, publicly available information and industry publications and surveys. Industry surveys, publications, consultant surveys and forecasts generally state that the information contained therein has been obtained from sources believed to be reliable, but that the accuracy and completeness of such information is not guaranteed. We have not independently verified any of the data from third-party sources nor have we ascertained the underlying economic assumptions relied upon therein. Similarly, internal surveys, industry forecasts and market research, which we believe to be reliable based upon our management's knowledge of the industry, have not been independently verified. The future performance of the industry and markets in which we operate and intend to operate is necessarily subject to a high degree of uncertainty and risk due to a variety of factors, including those described in the sections entitled "Risk Factors" and "Special Note Regarding Forward-looking Statements" and elsewhere in this prospectus. These and other factors could cause results to differ materially from those expressed in these publications and reports.

## PROSPECTUS SUMMARY

*This summary highlights selected information contained elsewhere in this prospectus and does not contain all the information that you should consider before making your investment decision. Before investing in our common stock, you should carefully read this entire prospectus, including the information set forth under the "Risk Factors" and "Management's Discussion and Analysis of Financial Condition and Results of Operations" sections of this prospectus and our consolidated financial statements and the accompanying notes included in this prospectus. Except as otherwise indicated herein or as the context otherwise requires, references in this prospectus to "Ondas Holdings" the "Company," "we," "us," and "our" refer to Ondas Holdings Inc. and our consolidated subsidiaries, including our wholly-owned subsidiary, Ondas Networks Inc.; references to "Ondas Networks" refers to our wholly-owned subsidiary, Ondas Networks Inc.*

### **Overview**

We design, develop, manufacture, sell and support FullMAX, our multi-patented, state-of-the-art, point-to-multipoint, software-defined radio SDR system for secure, licensed, private, wide-area broadband networks. Our customers purchase FullMAX system solutions to deploy wide-area intelligent networks (WANs) for smart grids, smart pipes, smart fields and other mission critical networks that need internet protocol connectivity. We sell our products and services globally through a direct sales force and value-added sales partners to critical infrastructure providers including electric utilities, water and wastewater utilities, oil and gas producers, and for other critical infrastructure applications in areas such as homeland security and defense, and transportation.

Our FullMAX system of wireless base stations, fixed and mobile remote radios and supporting technology is designed to enable highly secure and reliable industrial-grade connectivity for truly mission-critical applications. The target customers for our products operate in critical infrastructure sectors of the global economy. Private cellular networks are often the preferred choice of these large industrial customers with business operations spanning large field areas. Private networks provide enhanced protection against cyber terrorism, as well as natural and man-made disasters, and the ability for the operator to maintain and control their desired quality of service. Our IEEE 802.16s compliant equipment is designed to optimize performance of unused or underutilized low frequency licensed radio spectrum and narrower channels. A FullMAX wireless network is significantly less expensive to build compared to traditional LTE networks given its ability to optimize the performance of lower cost radio spectrum (non-traditional LTE bands) and provide much greater coverage. In many of our industrial end markets, the adoption of low-cost edge computing and increased penetration of "smart machinery" and sensors is driving demand for next-generation networks for IoT applications such as those powered by FullMAX.

### **The Market for our Products**

We offer a range of products with different options for narrowband and broadband applications. Our SDR platforms offer flexibility with respect to the radio frequencies in which they operate (ranging from 30 MHz to 6 GHz) and channel size configurations (ranging from 12.5 KHz to 10 MHz).

The global end markets for our MC-IoT solutions are established, large and, we believe, poised to grow rapidly given the key role connectivity will play in next generation IoT-type applications. Firms like Cisco Systems, Inc. and Gartner, Inc. forecast that there will be billions of connected IoT devices installed by 2020; many of them will likely be deployed for industrial applications. Dell’Oro Group, Inc. estimates that Wide Area IoT spending, including low power WAN deployments which we compete with will reach \$33.0 billion for carriers and infrastructure vendors by 2022, growing approximately 2.5xs from 2017. Ondas Networks is leveraging its industry expertise and FullMAX technology to develop an enhanced range of products to capitalize on this burgeoning opportunity and is poised to become the leading supplier of private cellular network products. In many of our industrial end markets, we believe, the adoption of low-cost edge computing and increased penetration of “smart machinery” is driving demand for next-generation networks for IoT applications such as those powered by FullMAX.

The target customers for our products operate in critical infrastructure sectors of the global economy. Private cellular networks are typically the preferred choice of these large industrial customers with business operations spanning large field areas. Private networks provide enhanced protection against cyber terrorism, as well as natural and man-made disasters, and the ability for the operator to maintain and control their desired quality of service. The existing public carrier networks based on LTE technology are designed for mobile consumer usage and are not architected for MC-IoT applications. Wi-Fi-based IoT offerings have similar shortcomings related to security, availability and reliability which are likewise unacceptable for mission-critical functions.

Our FullMAX technology offers a next-generation upgrade path for existing private networks currently managed by our industrial customers. These networks will typically be deployed on the existing tower and backhaul infrastructure owned by our customers reducing incremental infrastructure costs. Ondas networks offer much faster data throughput and more efficient radio frequency utilization relative to existing private networks which are currently based largely on legacy, proprietary technologies. We believe the IEEE 802.16s standard is an important catalyst for the MC-IoT upgrade cycle as our critical infrastructure customers increasingly prefer standards-based technology. Standards-based solutions offer a deeper ecosystem of suppliers which results in more price and service competition and lower costs. The IEEE 802.16s standard is relevant for critical infrastructure providers with operations covering large field areas and as such, the market potential is sizeable enough to attract a deep ecosystem of hardware and software solutions providers as well as ancillary service organizations to support our customers.

### **Our Products and Services**

Our FullMAX Base Station and Remote radios are deployed by our customers to create wide-area wireless communication networks. A FullMAX network provides end-to-end IP connectivity, allowing critical infrastructure providers to extend their secure corporate networks into the far reaches of their service territories.

Our FullMAX SDR platform:

- offers a dedicated private network for industrial applications which safeguards critical assets and information and protects against cyberattacks;
- has frequency agility with the capability to operate in any frequency between 30 MHz and 6 GHz;
- may be deployed in a wide variety of narrow and broadband channel sizes and can aggregate non-contiguous channels; and
- FullMAX radios use a SDR platform to implement standard versions of the IEEE 802.16 protocol, and the new 802.16s amendment and supports extensions to provide further flexibility and performance beyond the standard implementations.

FullMAX radios can operate at high transmit power (up to 20 watts) at both the Base Station and Remote sites providing fixed and mobile data connectivity up to 30 miles from the tower site. This results in up to 2,800 square miles of coverage from a single FullMAX tower compared with the 28 square miles typically supported by other 4G technologies. This dramatically reduces the infrastructure cost of building and operating a private cellular network. For example, to cover a territory of over 10,000 square miles may require only four FullMAX towers compared with more than 350 typical 4G towers, depending on the topography of the region.

We also provide a variety of services associated with the sale of our FullMAX products including network design, RF planning, product training and spectrum consulting. We provide customers with technical support, extended hardware warranties, and software.

### **Our Strategy**

Our goal is to be a global leader in providing wireless connectivity solutions enabling mission-critical Industrial Internet applications and services. We intend to leverage our FullMAX technology and the IEEE 802.16s standard to achieve this goal. We plan to go “Deep and Wide” in the marketing of our connectivity solutions into global critical infrastructure end markets. Our strategy is to deeply penetrate our traditional end markets, including electric and water utilities while continuing the expansion of our distribution and support capabilities into new vertical end markets such as we have recently done in the oil & gas and transportation sectors.

The key elements of our growth strategy include the following:

- Expand our Global Customer Sales and Field Support organization;
- Promote the development of a multi-vendor ecosystem in support of IEEE 802.16s;
- Develop new products to continuously improve our customer value;
- Expand mainland China operations;
- Continue to lower product manufacturing costs to drive customer value and enhance our profitability; and
- Expand our MC-IoT capabilities via partnerships, joint ventures or acquisitions.

### **Risks Related to Our Business**

Investing in our common stock involves substantial risk. You should carefully consider all of the information in this prospectus before investing in our common stock, including the risks related to this offering and our common stock, our business and industry, our intellectual property, our financial results, and our need for financing, each as described under the section titled “Risk Factors” and elsewhere in this prospectus.

### **Implications of Being an Emerging Growth Company**

We are an “emerging growth company” as defined in the Jumpstart Our Business Startups Act of 2012, as amended, or the JOBS Act. We will remain an emerging growth company until the earlier of (1) December 31, 2021, (2) the last day of the fiscal year in which we have total annual gross revenue of at least \$1.07 billion, (3) the last day of the fiscal year in which we are deemed to be a “large accelerated filer” as defined in Rule 12b-2 under the Securities Exchange Act of 1934, as amended, or the Exchange Act, which would occur if the market value of our common stock held by non-affiliates exceeded \$700.0 million as of the last business day of the second fiscal quarter of such fiscal year or (4) the date on which we have issued more than \$1.0 billion in non-convertible debt securities during the prior three-year period. An emerging growth company may take advantage of specified reduced reporting requirements and is relieved of certain other significant requirements that are otherwise generally applicable to public companies. As an emerging growth company,

- we may present only two years of audited financial statements, plus unaudited condensed financial statements for any interim period, and related management’s discussion and analysis of financial condition and results of operations in this prospectus;
- we may avail ourselves of the exemption from the requirement to obtain an attestation and report from our auditors on the assessment of our internal control over financial reporting pursuant to the Sarbanes-Oxley Act of 2002, or Sarbanes-Oxley;
- we may provide reduced disclosure about our executive compensation arrangements; and

- we may not require stockholder non-binding advisory votes on executive compensation or golden parachute arrangements.

In addition, under the JOBS Act, an emerging growth company can delay the adoption of certain accounting standards until those standards would otherwise apply to private companies. We have irrevocably elected not to avail ourselves of this extended transition period, and, as a result, we will adopt new or revised accounting standards on the relevant dates on which adoption of such standards is required for other public companies.

We are also a “smaller reporting company” as defined in Rule 12b-2 of the Exchange Act and have elected to take advantage of certain of the scaled disclosure available to smaller reporting companies.

### **Corporate History**

Ondas Holdings Inc. was originally incorporated in Nevada on December 22, 2014 under the name Zev Ventures Incorporated. On September 28, 2018, we consummated a reverse acquisition transaction to acquire a privately-held company, Ondas Networks Inc., and changed our name from “Zev Ventures Incorporated” to “Ondas Holdings Inc.” As a result, Ondas Networks Inc. became our wholly-owned subsidiary. We refer to this transaction as the “Acquisition.” In connection with the closing of the Acquisition, we discontinued the prior business of Zev Ventures as a reseller of sporting and concert tickets and our sole business became that of Ondas Networks.

Ondas Networks was originally incorporated in Delaware on February 16, 2006 under the name Full Spectrum Inc. On August 10, 2018, the name was changed to Ondas Networks Inc.

Ondas Networks’ wireless networking products are applicable to a wide range of mission critical operations that require secure communications over large geographic areas. We provide wireless connectivity solutions enabling mission-critical Industrial Internet applications and services. We refer to these applications as the Mission-Critical Internet of Things (MC-IoT).

### **Corporate Information**

Our principal executive offices are located at 165 Gibraltar Court, Sunnyvale, California 94089 and our telephone number is (888) 350-9994. We maintain a website at [www.ondas.com](http://www.ondas.com), to which we regularly post copies of our press releases as well as additional information about us. Our filings with the Securities and Exchange Commission, or SEC, will be available free of charge through the website as soon as reasonably practicable after being electronically filed with or furnished to the SEC. Information contained on, or accessible through, our website does not constitute a part of this prospectus or our other filings with the SEC, and you should not consider any information contained on, or that can be accessed through, our website as part of this prospectus or in deciding whether to purchase shares of our common stock.

All brand names or trademarks appearing in this prospectus are the property of their respective holders. Use or display by us of other parties’ trademarks, trade dress, or products in this prospectus is not intended to, and does not, imply a relationship with, or endorsements or sponsorship of, us by the trademark or trade dress owners.



## THE OFFERING

Common stock offered by us:	shares
Common stock to be outstanding after this offering:	shares
Option to purchase additional shares:	The underwriters have an option within 45 days of the date of this prospectus to purchase up to additional shares of our common stock to cover over-allotments, if any.
Use of proceeds:	<p>We estimate that the net proceeds from this offering, excluding shares of common stock issued in this offering upon the extinguishment of \$[ ] million of Company indebtedness, will be approximately \$ (or approximately \$ if the underwriters exercise their option to purchase additional shares in full), assuming a public offering price of \$ per share, after deducting underwriting discounts and commissions and the estimated offering expenses payable by us.</p> <p>We intend to use the net proceeds of this offering: (1) to continue research and development of future configurations of our FullMAX platform; (2) to build product inventory to support expected increased levels of customer sales activity; (3) to repay or extinguish the principal and accrued interest on outstanding debt of approximately \$ million; and (4) for other general corporate purposes. See “Use of Proceeds” for additional information.</p>
Related Party Participation:	Certain of Ondas’ directors, executive officers, and significant stockholders have indicated an interest in participating in the Offering at the public offering price per share, including through the extinguishment of up to approximately \$7.0 million of Company indebtedness in exchange for a number of shares of common stock determined by dividing the extinguished debt amount by the public offering price of the common stock at the election of the holders thereof.
Risk factors:	You should read the “Risk Factors” section beginning on page 7 and other information included in this prospectus for a discussion of factors to consider carefully before deciding to invest in our securities.
Proposed NYSE American Trading Symbol:	Our common stock is quoted on OTCQB under the symbol “ONDS”, and, to date, has traded on a limited basis. As of June 17, 2019, the last reported sale price of our common stock on OTCQB was \$6.00. We have applied to list our common stock on the NYSE American under the symbol “ONDS,” and we intend to complete such listing concurrently with this offering.

The number of shares of our common stock to be outstanding after this offering is based on 50,463,732 shares of our common stock outstanding as of May 31, 2019, after giving effect to the assumptions set forth below and excluding the following:

- a warrant to purchase 140,678 shares of common stock to be issued to a holder of a convertible note with a principal amount of \$300,000 as of May 31, 2019;
- 10,000,000 shares of common stock reserved for issuance pursuant to future awards under our 2018 Incentive Stock Plan, or the 2018 Plan, as of May 31, 2019, including options and restricted stock units to purchase an aggregate of approximately 3,600,000 shares of common stock to be granted to our officers and employees following this offering.

Except as otherwise indicated herein, all information in this prospectus assumes the underwriters do not exercise their option to purchase additional shares to cover over-allotments, if any.

## SUMMARY FINANCIAL DATA

The following tables summarize our financial data for the periods presented and should be read together with the sections of this prospectus entitled “Risk Factors,” “Unaudited Pro Forma Condensed Combined Financial Information,” and “Management’s Discussion and Analysis of Financial Condition and Results of Operations,” and our financial statements and related notes thereto appearing elsewhere in this prospectus. The following summary statements of operations data for the three months ended March 31, 2019 and March 31, 2018 and the years ended December 31, 2018 and December 31, 2017 have been derived from our financial statements and footnotes included elsewhere in this prospectus. Our historical results are not necessarily indicative of our future results or of the results we expect in the future.

	Three months ended March 31,		Year ended December 31,	
	2019	2018	2018	2017
Revenue	\$ 32,294	\$ 29,382	\$ 190,029	\$ 274,403
Cost of sales	5,302	968	39,365	79,768
Gross profit	26,992	28,414	150,664	194,635
Operating expenses:				
General and administrative	1,614,730	165,360	2,611,992	1,083,557
Sales and marketing	1,868,971	289,240	2,897,703	502,790
Research and development	1,661,419	137,181	3,076,502	1,002,625
Total operating expense	5,145,120	591,781	8,586,197	2,588,972
Operating loss	(5,118,128)	(563,367)	(8,435,533)	(2,394,337)
Other income (expense)	(705,597)	(1,008,102)	(3,661,331)	(627,870)
Net loss	\$ (5,823,725)	\$ (1,571,469)	\$ (12,096,864)	\$ (3,022,207)

The following summary balance sheet data as of March 31, 2019 is presented:

- on an actual basis; and
- on an as adjusted basis to give effect to our sale of \_\_\_\_\_ shares of common stock in this offering at the assumed offering price of \$ \_\_\_\_\_ per share, after deducting underwriting discounts and commissions and estimated offering expenses payable by us and the extinguishment of \$[ ] million of the Energy Capital Loan in exchange for a number of shares of common stock determined by dividing the extinguished debt amount by the public offering price of the common stock.

The summary as adjusted balance sheet is for informational purposes only and does not purport to indicate balance sheet information as of any future date.

	March 31, 2019	
	Actual	As Adjusted <sup>(1)</sup>
		<i>(Unaudited)</i>
<b>Balance Sheet data:</b>		
Cash and cash equivalents	\$ 437,298	\$ _____
Total assets	2,823,917	_____
Total liabilities	23,480,713	_____
Accumulated deficit	(38,205,260)	_____
Total stockholders’ deficit	(20,656,796)	_____

(1) Each \$1.00 increase (decrease) in the assumed public offering price of \$ \_\_\_\_\_ per share would increase (decrease) the as adjusted amount of cash and cash equivalents, total assets, and total stockholders’ equity by approximately \$ \_\_\_\_\_ million, assuming the number of shares offered by us, as set forth on the cover page of this prospectus, remains the same and after deducting the estimated underwriting discounts and commissions and estimated offering expenses payable by us. We may also increase or decrease the number of shares we are offering. Each increase (decrease) of 100,000 shares in the number of shares offered by us would increase (decrease) the as adjusted amount of cash and cash equivalents, total assets, and total stockholders’ equity by approximately \$ \_\_\_\_\_ million, assuming that the assumed public offering price remains the same, and after deducting the estimated underwriting discounts and commissions and estimated offering expenses payable by us. The as adjusted information discussed above is illustrative only and will be adjusted based on the actual public offering price and other terms of this offering determined at pricing.

## RISK FACTORS

*Investing in our common stock involves a high degree of risk. Before you invest in our common stock, you should carefully consider the following risks, as well as general economic and business risks, and all of the other information contained in this Report. Any of the following risks could harm our business, operating results and financial condition and cause the trading price of our common stock to decline, which would cause you to lose all or part of your investment. When determining whether to invest, you should also refer to the other information contained in this prospectus, including our financial statements and the related notes thereto.*

### Risks Related to Our Business and Industry

***We have incurred significant operating losses since inception and cannot assure you that we will ever achieve or sustain profitability.***

Since our inception, we have incurred significant net losses. To date, we have financed our operations primarily through sales of our equity securities and debt financings.

To implement our business strategy we need to, among other things, continue to attract and retain talented officers, employees, contractors and other service providers, complete the development of our low cost Mercury end points, develop an eco-system for the IEEE 802.16s wireless standard, establish high volume manufacturing (outsourced), and establish new distribution channels including those in international markets. We have never been profitable and do not expect to be profitable in the foreseeable future. We expect our expenses to increase significantly as we pursue these objectives. The extent of our future operating losses and the timing of profitability are highly uncertain, and we expect to continue incurring significant expenses and operating losses over the next several years. Any additional operating losses may have an adverse effect on our stockholders' equity and the price of our Common Stock, and we cannot assure you that we will ever be able to achieve profitability.

Even if we achieve profitability, we may not be able to sustain or increase such profitability. Additionally, our costs may increase in future periods and we may expend substantial financial and other resources on, among things, sales and marketing, the hiring of additional officers, employees, contractors and other service providers, and general administration, which may include a significant increase in legal and accounting expenses related to public company compliance, continued compliance and various regulations applicable to our business or arising from the growth and maturity of our company. Our failure to become and remain profitable would depress the value of our company and could impair our ability to raise capital, expand our business, maintain our development efforts, obtain regulatory approvals, diversify our product and service offerings or continue our operations, and may cause the price of our Common Stock to decline.

***While we have historically worked with electrical utilities, we are currently expanding into new vertical end markets such as water utilities, oil and gas and transportation, in which we have limited prior operating history. Failure to establish ourselves in these new markets can have a material adverse effect on our business or operating results.***

We have historically worked with and geared our product and service offerings to the requirements of the electrical utilities and other suppliers of electrical power. We have in the past few years expanded our product design and development efforts to address the needs of other mission critical infrastructures, such as water utilities, oil and gas production and transportation. Achieving market acceptance in these new markets, of which no assurance can be provided, is critical to our success and, accordingly, failure to establish ourselves in these new markets may materially adversely affect our business or operating results. While we believe that the adoption of industry standards should facilitate our entry into these new markets, no assurance can be provided that our product and service offerings will be adopted or accepted.

***The IEEE 802.16s wireless broadband standard is newly published and adoption of this standard by customers in our target critical infrastructure sectors is uncertain.***

The IEEE 802.16s wireless broadband standard was published in October 2017. In addition, we are currently the only vendor of IEEE 802.16s compliant equipment. The benefit of the standard to buyers of our equipment are greater when there exists a large end market in terms of the number of customers. A large end market benefits from the scale provided such that many vendors can compete on service, price and quality of solution driving improved value for customers. We believe that it is too early to accurately gauge or estimate the adoption by our target markets of this new evolving standard and there can be no assurances that this technology standard will be widely adopted by our target customers. If a large end market does not develop or customers do not see the related benefits from the standard, we may not be able to grow our business and our business, financial condition or results of operations may be materially adversely affected.

***Failure to manage our planned growth could place a significant strain on our resources.***

Our ability to successfully implement our business plan requires an effective plan for managing our future growth. We plan to increase the scope of our operation, but there can be no guarantee that any such plans are successful. Current and future expansion efforts will be expensive and may significantly strain our managerial and other resources and our ability to manage working capital. To manage future growth effectively, we must manage expanded operations, integrate new personnel and maintain and enhance our financial and accounting systems and controls. If we do not manage growth properly, it could materially harm our business, financial condition or results of operations and make it difficult for us to satisfy our debt obligations.

We may be unsuccessful in achieving our organic growth strategies, which could limit our revenue growth or financial performance. Our ability to generate organic growth will be affected by our ability to, among other things:

- attract new customers;
- increase the number of products purchased from customers;
- maintain profitable gross margins in the sale and maintenance of our products;
- increase the number of projects performed for existing customers;
- achieve the estimated revenue we announced from new customer contracts;
- hire and retain qualified officers, employees, contractors and other service providers;
- expand the range of our products and services we offer to customers to address their evolving network needs;
- expand geographically, including internationally; and
- address the challenges presented by difficult and unpredictable global and regional economic or market conditions that may affect us or our customers.

Many of the factors affecting our ability to generate organic growth may be beyond our control, and we cannot be certain that our strategies for achieving internal growth will be attempted, realized or successful.

***If we fail to retain our existing customers and consumers or to acquire new customers or consumers in a cost-effective manner, our revenue may decrease and our business, financial condition or results of operations may be harmed.***

We believe that our success is dependent on our ability to continue identifying and anticipating the needs of our customers and consumers, to retain our existing customers and consumers and to add new customers and consumers. As we become larger through organic growth, the growth rates for consumer engagement, project volume and average spend per customer may slow, even if we continue to add consumers and customers on an absolute basis. In addition, the costs associated with customer and consumer retention may be substantially lower than costs associated with the acquisition of new customers or consumers. Therefore, our failure to retain existing customers or consumers, even if such losses are offset by an increase in revenue resulting from the acquisition of new customers or consumers, could have an adverse effect on our business, financial condition or results of operations.

Additionally, while a key part of our business strategy is to add customers and consumers in our existing geographic markets, we may expand our operations into new geographic markets. In doing so, we may incur losses or otherwise fail to enter new markets successfully. Our expansion into new markets may place us in unfamiliar and competitive environments and involve various risks, including the need to invest significant resources and the possibility that returns on such investments will not be achieved for several years or at all.

***We have significant dependence on a small number of customers, and the loss of such customers or a decrease in business conducted with such customers could materially harm our business, financial condition or results of operations.***

Because we have only recently invested in our customer service and support organization, a small number of customers have accounted for a substantial amount of our revenue. During the year ended December 31, 2018, two customers accounted for approximately \$145,000 and \$32,000 of our revenue or 76% and 17%, respectively. No other customers provided more than 10% of our revenue during 2018. During the year ended December 31, 2017, three customers accounted for approximately \$156,000, \$50,000 and \$41,000 of our revenue or 51%, 18% and 15%, respectively. No other customers provided more than 10% of our revenue during 2017. The loss of either of these customers or a decrease in the business conducted with such customers could have a material adverse impact on our business, financial condition or results of operations.

***Project performance delays or difficulties, including those caused by third parties, or certain contractual obligations may result in additional costs to us, reductions in revenues or the payment of liquidated damages.***

Many projects involve challenging engineering, construction or installation phases that may occur over extended time periods. We may encounter difficulties as a result of delays or changes in designs, engineering information or materials provided by our customer or a third-party, delays or difficulties in equipment and material delivery, schedule changes, delays from our customer's failure to timely obtain permits or meet other regulatory requirements, weather-related delays and other factors, many of which are beyond our control, that impact our ability to complete the project in accordance with the original delivery schedule. In addition, we contract with third-party subcontractors to assist us with the completion of contracts. Any delay or failure by suppliers or by subcontractors in the completion of their portion of the project may be beyond our control and may result in delays in the overall progress of the project or may cause us to incur additional costs, or both. Delays and additional costs may be substantial and, in some cases, we may be required to compensate the customer for such delays. Delays may also disrupt the final completion of our contracts as well as the corresponding recognition of revenues and expenses therefrom. In certain circumstances, we guarantee project completion by a scheduled acceptance date or achievement of certain acceptance and performance testing levels; failure to meet any of our guarantees, schedules or performance requirements could also result in additional costs or penalties to us, including obligations to pay liquidated damages, and such amounts could exceed expected project profit. In extreme cases, the above-mentioned factors could cause project cancellations, and we may be unable to replace such projects with similar projects or at all. Such delays or cancellations may impact our reputation, brand or relationships with customers, adversely affecting our ability to secure new contracts.

***Our contractors may fail to satisfy their obligations to us or other parties, or we may be unable to maintain these relationships, either of which may have a material adverse effect on our business, financial condition and results of operations.***

We depend on third-party contractors to complete manufacturing, certain research and development and deployment functions. There is a risk that we may have disputes with contractors arising from, among other things, the quality and timeliness of work performed by the contractor, customer concerns about the contractor or our failure to extend existing task orders or issue new task orders. In addition, if any of our contractors fail to deliver on a timely basis the agreed-upon supplies and/or perform the agreed-upon services, then our ability to fulfill our obligations may be jeopardized. In addition, the absence of qualified contractors with whom we have a satisfactory relationship could adversely affect the quality of our service and our ability to perform under some of our contracts. Any of these factors may have a material adverse effect on our business, financial condition or results of operations.

***Material delays or defaults in customer payments could leave us unable to cover expenditures related to such customer's projects, including the payment of our subcontractors.***

Because of the nature of most of our contracts, we commit resources to projects prior to receiving payments from our customers in amounts sufficient to cover expenditures as they are incurred. In certain cases, these expenditures include paying our contractors and purchasing parts. If a customer defaults in making its payments on a project or projects to which we have devoted significant resources, it could have a material adverse effect on our business, financial condition or results of operations.

***Certain of our officers, employees, contractors and other service providers may work on projects that are inherently dangerous, and a failure to maintain a safe worksite could result in significant losses.***

Certain of our project sites can place our officers, employees, contractors and other service providers and others, including third parties, in difficult or dangerous environments, and may involve difficult and hard to reach terrain, high elevation, or locations near large or complex equipment, moving vehicles, high voltage or other safety hazards or dangerous processes. Safety is a primary focus of our business and maintaining a good reputation for safety is critical to our business. Many of our customers require that we meet certain safety criteria to be eligible to bid on contracts. We maintain programs with the primary purpose of implementing effective health, safety and environmental procedures throughout our company. Maintaining such programs involves variable costs which may increase as governmental, regulatory and industry safety standards evolve, and any increase in such costs may materially affect our business, financial condition or results of operations. Further, if we fail to implement appropriate safety procedures or if our procedures fail, our officers, employees, contractors and other service providers, including third parties, may suffer injuries. Failure to comply with such procedures, client contracts or applicable regulations, or the occurrence of such injuries, could subject us to material losses and liability and may adversely impact our ability to obtain projects in the future or to hire and retain talented officers, employees, contractors and other services providers, therefore materially adversely affecting our business, financial condition or results of operations.

***Warranty claims resulting from our services could have a material adverse effect on our business, financial condition or results of operations.***

We generally warrant our manufactured products, including hardware and software, for a period of one year from the date of receipt of the product by the customer. After the first year, the customer can pay for extended hardware warranty and software maintenance and upgrades on an annual basis in advance. While costs that we have incurred historically under our warranty obligations have not been material, the costs associated with such warranties, including any warranty related legal proceedings, are variable and could have a material adverse effect on our business, financial condition or results of operations.

***We rely on our management team and need additional personnel to grow our business, and the loss of one or more key officers, employees, contractors and other service providers or our inability to attract and retain qualified personnel could harm our business, financial condition or results of operations.***

We depend, in part, on the performance of Eric Brock, our Chief Executive Officer, Stewart Kantor, our President and Chief Financial Officer, and Menashe Shahar, the Chief Technology Officer of Onda Networks, to operate and grow our business. The loss or decrease in productivity or performance of any of Messrs. Brock, Kantor or Shahar could negatively impact our ability to execute our business strategies. Although we have entered into employment agreements with Messrs. Brock, Kantor and Shahar, we may be unable to retain them or replace any of them if we lose their services for any reason.

Our future success will also depend on our ability to attract, retain and motivate highly skilled management, product development, operations, sales, technical and other personnel in the United States and abroad. Even in today's economic climate, competition for these types of personnel is intense, particularly in the Silicon Valley, where our headquarters are located. All of our employees, contractors and other service providers in the United States work for us on an at-will basis. Given the lengthy sales cycles with utilities and deployment periods of our networking platform and solutions, the loss of key personnel at any time could adversely affect our business, financial condition or results of operations.

***Our ability to provide bid bonds, performance bonds or letters of credit is limited and could negatively affect our ability to bid on or enter into significant long-term agreements.***

We have in the past been, and may in the future be, required to provide bid bonds or performance bonds to secure our performance under customer contracts or, in some cases, as a pre-requisite to submit a bid on a potential project. Our ability to obtain such bonds primarily depends upon our capitalization, working capital, past performance, management expertise, reputation, brand and external factors beyond our control, including the overall capacity of the surety market and general and regional economic and regulatory conditions. Surety companies consider those factors in relation to the amount of our tangible net worth and other underwriting standards that may change from time to time. Surety companies may require that we collateralize a percentage of the bond with our cash or other form of credit enhancement. Events that affect surety markets generally may result in bonding becoming more difficult to obtain in the future, or being available only at a significantly greater cost. In addition, some of our utility customers also require collateral guarantees in the form of letters of credit to secure performance or to fund possible damages as the result of an event of default under our contracts with them. If we enter into significant long-term agreements that require the issuance of letters of credit, our liquidity could be negatively impacted. Our inability to obtain adequate bonding or letters of credit and, as a result, to bid or enter into significant long-term agreements, could have a material adverse effect on our future revenues and business prospects.

***Substantially all our current products depend on the availability and are subject to the use of licensed radio frequencies regulated by the Federal Communications Commission ("FCC") in the United States.***

Substantially all of our current hardware products are designed to communicate wirelessly via licensed radio frequencies and therefore depend on the availability of adequate radio spectrum in order to operate. It is possible that the FCC or the U.S. Congress could adopt additional regulations or policies which are, or may change or modify current regulations or policies so that they are, harmful to our business or incompatible with our current or future product offerings, as well as products currently installed in the field. Additional regulations or policies or changes or modifications to current regulations or policies may require modification or replacement of our products, including products currently installed in the field, at significant, or even prohibitive, cost to us, and may require changes or modifications to, or termination of, ongoing or planned projects. Any of these developments could materially and adversely impact our business, financial condition or results of operations.

***Our marketing efforts depend significantly on our ability to receive positive references from our existing customers.***

Our marketing efforts depend significantly on our ability to rely on our current and past customers to provide positive references to new, potential customers. Given our limited number of customers, the loss or dissatisfaction of any customer could substantially harm our brand and reputation, inhibit the market acceptance of our products and services, and impair our ability to attract new customers and maintain existing customers. Further, as we expand into new vertical end markets such as oil and gas and transportation, references from existing customers could be similarly important. Any of these consequences could have a material adverse effect on our business, financial condition and results of operations.

***If our products contain defects or otherwise fail to perform as expected, we could be liable for damages and incur unanticipated warranty, recall and other related expenses, our reputation or brand could be damaged, we could lose market share and, as a result, our financial condition or results of operations could suffer.***

Our products are complex and may contain defects or experience failures due to any number of issues in design, materials, manufacture, deployment and/or use. If any of our products contain a defect, compatibility or interoperability issue or other error, we may have to devote significant time and resources to find and correct the issue. Such efforts could divert the attention of our management team and other relevant personnel from other important tasks. A product recall or a significant number of product returns could be expensive, damage our reputation, brand and relationships with utilities and other third-party vendors and customers, result in the loss of business to competitors, and result in litigation against us. These developments, as well as costs associated with field replacement labor, hardware replacement, re-integration with third-party products, handling charges, correcting defects, errors and bugs, or other issues could be significant and could materially harm our business, financial condition or results of operations.

Estimated future product warranty claims are based on the expected number of field failures over the warranty commitment period, the term of the product warranty period, and the costs for repair, replacement and other associated costs. Our warranty obligations are affected by product failure rates, claims levels, material usage and product re-integration and handling costs. Because our technology and products are relatively new and we do not yet have the benefit of long-term experience with or long-term observations of such products' performance in the field, our estimates of a product's lifespan and incidence of claims may be inaccurate. Should actual product failure rates, claims levels, material usage, product re-integration and handling costs, defects, errors, bugs or other issues differ from the original estimates, we could end up incurring materially higher warranty or recall expenses than we anticipate, which may materially adversely affect our business, financial condition or results of operations.

It is possible that we may not be able to eliminate or limit the extent of liquidated damages and/or consequential losses from our agreements with customers or other third-parties which could expose us to significant liabilities.

***Our technology, products and services have only been developed in the last several years and we have had only limited opportunities to deploy and assess their performance in the field at full scale.***

The current generation of our technology, including our radio hardware and software products and the services related thereto, has only been developed in the last several years and is continuing to evolve. Deploying and operating our technology is a complex endeavor which, until recently, had been done primarily by a small number of customers and primarily in the electric utility industry. As the size, complexity and scope of our deployments grow we have been able to test product performance at a greater scale and in a variety of new geographic settings and environmental conditions but, as the number, size and complexity of our deployments grow and we deploy FullMAX systems for new applications in new critical infrastructure industries beyond electric utilities, the costs of such deployments and product performance tests may increase and we may encounter unforeseen operational, technical and other challenges, some of which could cause significant delays, trigger contractual penalties, result in unanticipated expenses, and/or damage to our reputation or brand, each of which could materially and adversely affect our business, financial condition and results of operations.

***If we fail to respond to evolving technological changes, our products and services could become obsolete or less competitive.***

Our industry is highly competitive and characterized by new and rapidly evolving technologies, standards, regulations, and customer requirements, as well as frequent product introductions and revisions. Accordingly, our operating results depend upon our ability to develop and introduce new products and services, our ability to improve existing products and services, and our ability to reduce production costs of our existing products and services. The process of developing new technologies and products is complex, and if we are unable to develop enhancements to, and new features for, our existing products and services or acceptable new products and services that keep pace with technological developments or industry standards, our products may become obsolete, less marketable and less competitive and our business, financial condition or results of operations could be significantly harmed.

***We depend on our ability to develop new products and services, and to enhance and sustain the quality of existing products and services.***

Our growth and future success will depend, in part, on our ability to continue to design and manufacture new competitive products and to enhance and sustain the quality and marketability of our existing products and services. As such, we have made, and expect to continue to make, substantial investments in technology development. In the future, we may not have the necessary capital, or access to capital on acceptable terms, to fund necessary levels of research and development. Even with adequate capital resources, we may nonetheless experience unforeseen problems in the development or performance of our technologies, products or services. In addition, we may not meet our product development or deployment schedules and, even if we do, we may not develop or deploy new products or services fast enough to provide sufficient differentiation from, or which are sufficiently competitive with, our competitors' products or services, which may be more successful.

***We and our customers operate in a highly regulated business environment and changes in regulation could impose costs on us or make our products and services less economical.***

Our products and services and our utility customers are subject to federal, state, local and foreign laws and regulations. Laws and regulations applicable to us and our products and services govern, among other things, the manner in which our products communicate, and the environmental impact and electrical reliability of our products. Additionally, our critical infrastructure customers are often regulated by national, state and/or local bodies, including public utility commissions, the Department of Energy, the Federal Energy Regulatory Commission, the Federal Communications Commission, Federal Rail Association and other bodies. Prospective utility customers may be required to gain approval from any or all of these organizations prior to implementing our products and services, including specific permissions related to the cost recovery of these systems. Regulatory agencies may impose special requirements for implementation and operation of our products. We may incur material costs or liabilities in complying with government regulations applicable to us or our utility customers. In addition, potentially significant expenditures could be required in order to comply with evolving regulations and requirements that may be adopted or imposed on us or our utility customers in the future. Such costs could make our products or services less economical and could impact our utility customers' willingness to adopt our products or use our services, which could materially and adversely affect our revenue, results of operations and financial condition.

Furthermore, changes in the underlying regulatory conditions that affect critical infrastructure industries could have a potentially adverse effect on our customers' interest or ability to implement our technologies. Many regulatory jurisdictions have implemented rules that provide financial incentives for the implementation of energy efficiency and demand response technologies, often by providing rebates or through the restructuring of utility rates. If these programs were to cease, or if they were restructured in a manner inconsistent with the capabilities enabled by our products and services, our business, financial condition and results of operations could be significantly harmed.

***If our products do not interoperate with our customers' other systems, the purchase or deployment of our products and services may be delayed or cancelled.***

Our products are designed to interface with our customers' other systems, each of which may have different specifications and utilize multiple protocol standards and products from other vendors. Our products will be required to interoperate with many or all of these products as well as future products in order to meet our customers' requirements. If we find errors in the existing software or defects in the hardware used in our utility customers' systems, we may need to modify our products or services to fix or overcome these errors so that our products will interoperate with the existing software and hardware, which could be costly and negatively affect our business, financial condition, and results of operations. In addition, if our products do not interoperate with our customers' systems, customers may seek to hold us liable, demand for our products could be adversely affected or orders for our products or services could be delayed or cancelled. This could hurt our operating results, damage our reputation or brand, and seriously harm our prospects, business, financial condition or results of operations.



***We do not control certain aspects of the manufacture of our product, including the supply of key components used to build out products and we also depend on a limited number of manufacturers.***

Our future success will depend significantly on the availability of key components, and our ability to manufacture our products timely and cost-effectively, in sufficient volumes, and in accordance with quality standards. Our reliance on a small number of manufacturers reduces our control over the manufacturing process, exposing us to risks, including reduced control over quality assurance, product costs and product supply including delays in transportation and delivery. Any manufacturing disruption by our usual manufacturers could impair our ability to fulfill orders. We may be unable to manage our relationships with our usual manufacturers effectively as they may experience delays, disruptions, capacity constraints or quality control problems in their manufacturing operations or otherwise fail to meet our future requirements for timely delivery. Similarly, to the extent that our usual manufacturers procure materials on our behalf, we may not benefit from any warranties received by our usual manufacturers from the suppliers or otherwise have recourse against the original supplier of the materials or even the manufacturer. In such circumstances, if the original supplier were to provide us or our usual manufacturers with faulty materials, we might not be able to recover the costs of such materials or be compensated for any damages that arise as a result of the inclusion of the faulty components in our products.

One or more of our usual manufacturers may suffer an interruption in its business, or experience delays, disruptions or quality control problems in its manufacturing operations, or seek to terminate its relationship with us, or we may choose to change or add additional manufacturers for other reasons. Additionally, we do not have long-term supply agreements with our usual manufacturers. As a result, we may be unable to renew or extend our agreement on terms favorable to us, if at all. Although the manufacturing services required to manufacture and assemble our products may be readily available from a number of established manufacturers, it may be risky, time consuming and costly to qualify and implement new manufacturer relationships.

Any of these risks could have a material adverse effect on our business, financial condition and results of operations.

***We may seek to grow our business through acquisitions of complementary companies, products, services or technologies, and the failure to manage acquisitions, or the failure to integrate them with our existing business, could harm our business, financial condition and operating results.***

From time to time, we may consider opportunities to acquire other companies, products, services or technologies that may enhance our product platform or technology, expand the breadth of our markets or customer base, or advance our business strategies. Potential acquisitions involve numerous risks, including:

- problems assimilating the acquired companies, products, services or technologies;
- issues maintaining uniform standards, procedures, controls and policies;
- unanticipated costs associated with acquisitions;
- diversion of management's attention from our existing business;
- risks associated with entering new markets in which we have limited or no experience;
- increased legal and accounting costs relating to the acquisitions or compliance with regulatory matters; and
- unanticipated or undisclosed liabilities of any target.

We have no current commitments with respect to any acquisition. We do not know if we will be able to identify acquisitions we deem suitable, whether we will be able to successfully complete any such acquisitions on favorable terms or at all, or whether we will be able to successfully integrate any acquired companies, products, services or technologies. Our potential inability to identify and complete such acquisitions or integrate any acquired products or technologies effectively may adversely affect our business, financial condition or results of operations.

***Litigation may adversely affect our business, financial condition, and results of operations.***

From time to time in the normal course of our business operations, we may become subject to litigation that may result in liability material to our financial condition as a whole or may negatively affect our operating results if changes to our business operations are required. The cost to defend such litigation may be significant and may require a significant diversion of our resources, and there is no guarantee that we will be able to successfully defend against any such litigation regardless of particular merits. There also may be adverse publicity associated with litigation that could negatively affect customer perception of our business, regardless of whether the allegations are valid or whether we are ultimately found liable. Insurance may not be available on favorable terms, at all, or in sufficient amounts to cover any liabilities with respect to these or other matters. A judgment or other liability in excess of our insurance coverage for any claims could adversely affect our business, financial condition and the results of our operations.

***Doing business in China may subject us to international economic and political risks over which we will have little or no control.***

In December 2018, we established a China-based subsidiary to market our products and services in China. Doing business in the communications sector outside the U.S., particularly in China, subjects us to various risks including changing economic and political conditions, major work stoppages, exchange controls, currency fluctuations, armed conflicts and unexpected changes in U.S. and foreign laws relating to tariffs, trade restrictions, transportation regulations, foreign investments and taxation. We have no control over most of these risks and may be unable to anticipate changes in international economic and political conditions which could negatively impact our business.

While a substantial portion of productive assets and a significant number of corporations in China are owned and controlled by the Chinese government, the Chinese government has particularly significant influence in the communications sector in which we operate. In addition, the Chinese government continues to play a significant role in regulating industry development by imposing industrial policies. Chinese government ownership and regulatory control is particularly high in the critical infrastructure sectors in which we intend to sell our products and services. The Chinese government could adopt policies or instruct customer purchasing intentions which are harmful to our business or which favor of local technology providers, at the detriment to the Company.

While the Chinese economy has experienced significant growth in the past decades, growth has been uneven across different regions and among various economic sectors of China and there is no guarantee that growth will continue. The Chinese government has implemented various economic and political policies and laws and regulations to encourage economic development and guide the allocation of resources. Some of these measures may benefit the overall Chinese economy, but may also have a negative effect on us. For example, the Chinese government could decide to reduce the rate of fixed asset investment in the critical infrastructure sectors where we sell our products and services. Our financial condition and results of operations could be materially and adversely affected by government control over capital investments which would reduce demand for our products and services.

***There are uncertainties regarding the interpretation and enforcement of laws, rules and regulations in China.***

A portion of our operations are conducted in the China through our Chinese subsidiary, and are governed by Chinese laws, rules and regulations. Our Chinese subsidiary is subject to laws, rules and regulations applicable to foreign investment in China. The Chinese legal system is a civil law system based on written statutes. Unlike the common law system, prior court decisions may be cited for reference but have limited precedential value.

In 1979, the Chinese government began to promulgate a comprehensive system of laws, rules and regulations governing economic matters in general. The overall effect of legislation over the past three decades has significantly enhanced the protections afforded to various forms of foreign investment in China. However, China has not developed a fully integrated legal system, and recently enacted laws, rules and regulations may not sufficiently cover all aspects of economic activities in China or may be subject to significant degrees of interpretation by Chinese regulatory agencies. In particular, because these laws, rules and regulations are relatively new, and because of the limited number of published decisions and the nonbinding nature of such decisions, and because the laws, rules and regulations often give the relevant regulator significant discretion in how to enforce them, the interpretation and enforcement of these laws, rules and regulations involve uncertainties and can be inconsistent and unpredictable. In addition, the Chinese legal system is based in part on government policies and internal rules, some of which are not published on a timely basis or at all, and which may have a retroactive effect. As a result, we may not be aware of our violation of these policies and rules until after the occurrence of the violation.

Any administrative and court proceedings in China may be protracted, resulting in substantial costs and diversion of resources and management attention. Since Chinese administrative and court authorities have significant discretion in interpreting and implementing statutory and contractual terms, it may be more difficult to evaluate the outcome of administrative and court proceedings and the level of legal protection we enjoy than in more developed legal systems. These uncertainties may impede our ability to enforce the contracts we have entered into and could materially and adversely affect our business, financial condition and results of operations.

***China's currency exchange control and government restrictions on dividends may impact our ability to transfer funds outside of China.***

Our business in China is conducted utilizing the RMB as currency. Regulations in China permit foreign owned entities to freely convert the RMB into foreign currency for transactions that fall under the "current account," which includes trade related receipts and payments, interest and dividends. Accordingly, our China subsidiary may use RMB to purchase foreign exchange for settlement of such "current account" transactions without pre-approval. However, pursuant to applicable regulations, foreign-invested enterprises in China may pay dividends only out of their accumulated profits, if any, determined in accordance with Chinese accounting standards and regulations. In calculating accumulated profits, foreign investment enterprises in China are required to allocate at least 10% of their realized profits each year, if any, to fund certain reserves, including mandated employee benefits funds, until these reserves have reached 50% of the registered capital of the enterprises.

Transactions other than those that fall under the "current account" and that involve conversion of RMB into foreign currency are classified as "capital account" transactions; examples of "capital account" transaction include repatriations of investment by or loans to foreign owners, or direct equity investments in a foreign entity by a China domiciled entity. "Capital account" transactions will be examined and registered by banks or State Administration of Foreign Exchange ("SAFE") in China to convert a remittance into a foreign currency, such as U.S. dollars, and transmit the foreign currency outside of China.

This system could be changed without warning at any time and any such change may affect the ability of us or our subsidiaries in China to repatriate capital or profits, if any, outside China. Furthermore, SAFE has a significant degree of administrative discretion in implementing the laws and regulations and has used this discretion to limit convertibility of current account payments out of China. Whether as a result of a deterioration in the Chinese balance of payments, a shift in China's macroeconomic prospects or any number of other reasons, China could impose additional restrictions on capital remittances abroad. As a result of these and other restrictions under the laws and regulations of China, our Chinese subsidiary is restricted in its ability to transfer a portion of its net assets to the parent. We have no assurance that the relevant Chinese governmental authorities in the future will not limit further or eliminate the ability of our Chinese subsidiary to purchase foreign currencies and transfer such funds to us to meet our liquidity or other business needs. Any inability to access funds in China, if and when needed for use by us outside of China, could have a material and adverse effect on our liquidity and our business, financial condition and results of operations.

***Fluctuations in the value of the RMB relative to the U.S. dollar could affect our operating results and may have a material adverse effect on your investment.***

We prepare our financial statements in U.S. dollars, though we conduct business in China where the only legitimate currency for use within China is RMB. The value of RMB against the U.S. dollar and other currencies may fluctuate and is affected by, among other things, changes in China's monetary or fiscal policies and political and economic conditions and supply and demand in local markets. The foreign exchange value of the RMB has fluctuated since 2015 when the Chinese government changed its decade-old policy of pegging its value to the U.S. dollar.

It is difficult to predict how market forces or Chinese or U.S. government policy may impact the exchange rate between the RMB and the U.S. dollar in the future. Any significant revaluation of the RMB may materially and adversely affect our cash flows, revenue, earnings and financial position, and the value of, and any dividends payable on, our ordinary shares in U.S. dollars.

## Risks Related to our Intellectual Property

### *Our ability to protect our intellectual property and proprietary technology is uncertain.*

We rely primarily on patent, trademark and trade secret laws, as well as confidentiality and non-disclosure agreements, to protect our proprietary technologies and intellectual property. As of this filing, we held a total of four issued patents in the U.S. and six pending patent applications worldwide. Our patents expire between 2029 and 2036, subject to any patent extensions that may be available for such patents.

We have applied for patent protection relating to certain existing and proposed products and processes. Currently, several of our issued U.S. patents as well as various pending U.S. and foreign patent applications relate to our FullMAX systems and are therefore important to the functionality of our products. If we fail to timely file a patent application in any jurisdiction, we may be precluded from doing so at a later date. Furthermore, we cannot assure you that any of our patent applications will be approved in a timely manner or at all. The rights granted to us under our patents, and the rights we are seeking to have granted in our pending patent applications, may not be meaningful or provide us with any commercial advantage. In addition, those rights could be opposed, contested or circumvented by our competitors, or be declared invalid or unenforceable in judicial or administrative proceedings. The failure of our patents to adequately protect our technology might make it easier or cheaper for our competitors to offer the same or similar products or technologies. Even if we are successful in receiving patent protection for certain products and processes, our competitors may be able to design around our patents or develop products that provide outcomes which are comparable or superior to ours without infringing on our intellectual property rights. Due to differences between foreign and U.S. patent laws, our patented intellectual property rights may not receive the same degree of protection in foreign countries as they would in the United States. Even if patents are granted outside the United States, effective enforcement in those countries may not be available without significant cost and time expense or at all.

We rely on our trademarks and trade names to distinguish our products from the products of our competitors. Third-parties may challenge our use of the trademarks. In the event that our trademarks are successfully challenged, we could be forced to rebrand our products, which could result in loss of brand recognition, and could require us to devote additional resources to marketing new brands. Further, we cannot assure you that competitors will not infringe upon our trademarks, or that we will have adequate resources to enforce our trademarks.

We also rely on trade secrets, know-how and technology, which are not protectable by patents, to maintain our competitive position. We try to protect this information by entering into confidentiality agreements and intellectual property assignment agreements with our officers, employees, contractors and other service providers regarding our intellectual property and proprietary technology. In the event of unauthorized use or disclosure or other breaches of those agreements, we may not be provided with meaningful protection for our trade secrets or other proprietary information. In addition, our trade secrets may otherwise become known or be independently discovered by competitors. To the extent that our commercial partners, collaborators, officers, employees, contractors and other service providers use intellectual property owned by others in their work for us, disputes may arise as to the rights in the related or resulting know-how and inventions. If any of our trade secrets, know-how or other technologies not protected by a patent were to be disclosed to or independently developed by a competitor, our business, financial condition and results of operations could be materially adversely affected.

If a competitor infringes upon one of our patents, trademarks or other intellectual property rights, enforcing those patents, trademarks and other rights may be costly, difficult and time consuming. Patent law relating to the scope of claims in the industry in which we operate is subject to rapid change and constant evolution and, consequently, patent positions in our industry can be uncertain. Even if successful, litigation to defend our patents and trademarks against challenges or to enforce our intellectual property rights could be expensive and time consuming and could divert management's attention from managing our business. Moreover, we may not have sufficient resources or desire to defend our patents or trademarks against challenges or to enforce our intellectual property rights. Litigation also puts our patents at risk of being invalidated or interpreted narrowly and our patent applications at risk of not issuing. Additionally, we may provoke third-parties to assert claims against us. We may not prevail in any lawsuits that we initiate and the damages or other remedies awarded, if any, may not be commercially valuable. The occurrence of any of these events may harm our business, financial condition and operating results.

***Our business may suffer if it is alleged or found that our products infringe the intellectual property rights of others.***

Our industry is characterized by the existence of a large number of patents and by litigation based on allegations of infringement or other violations of intellectual property rights. Moreover, in recent years, individuals and groups have purchased patents and other intellectual property assets for the purpose of making claims of infringement in order to extract settlements from companies like ours. To date we have received no claims with respect to our infringement of intellectual property or patents but, in the future, third parties may claim that we are infringing upon their patents or other intellectual property rights. In addition, we may be or may become contractually obligated to indemnify our utility customers or other third parties that use or resell our products in the event our products are alleged to infringe a third-party's intellectual property rights. Responding to such claims, regardless of their merit, can be time consuming, costly to defend in litigation, divert management's attention and resources, damage our reputation and brand, and cause us to incur significant expenses. Even if we are indemnified against such costs, the indemnifying party may be unable to uphold its contractual obligations. Further, claims of intellectual property infringement might require us to redesign affected products, delay affected product offerings, enter into costly settlement or license agreements or pay costly damage awards or face a temporary or permanent injunction prohibiting us from marketing, selling or distributing the affected products. If we cannot or do not license the alleged infringed technology on reasonable terms or at all, or substitute similar technology from another source, our revenue and earnings could be adversely impacted. Additionally, our utility customers may not purchase our products if they are concerned that our products infringe third-party intellectual property rights. This could reduce the market opportunity for the sale of our products and services. The occurrence of any of these events may have a material adverse effect on our business, financial condition and results of operations.

***If we are unable to protect the confidentiality of our proprietary information, the value of our technology and products could be adversely affected.***

In addition to patented technology, we rely on our unpatented technology, trade secrets and know-how. We generally seek to protect this information by confidentiality, non-disclosure and assignment of invention agreements with our officers, employees, contractors and other service providers and with parties with which we do business. These agreements may be breached, which breach may result in the misappropriation of such information, and we may not have adequate remedies for any such breach. We cannot be certain that the steps we have taken will prevent unauthorized use or reverse engineering of our technology.

Moreover, our trade secrets may be disclosed to or otherwise become known or be independently developed by competitors. To the extent that our officers, employees, contractors, other service providers, or other third parties with whom we do business use intellectual property owned by others in their work for us, disputes may arise as to the rights in related or resulting know-how and inventions. If, for any of the above reasons, our intellectual property is disclosed or misappropriated, it would harm our ability to protect our rights and have a material adverse effect on our business, financial condition, and results of operations.

***We use open source software in our products and services that may subject our products and services to general release or require us to re-engineer our products and services, which may cause harm to our business.***

We use open source software in connection with our products and services. From time to time, companies that incorporate open source software into their products have faced claims challenging the ownership of open source software and/or compliance with open source license terms. Therefore, we could be subject to suits by parties claiming ownership of what we believe to be open source software or noncompliance with open source licensing terms. Some open source software licenses require users who distribute open source software as part of their software to publicly disclose all or part of the source code to such software and/or make available any derivative works of the open source code on unfavorable terms or at no cost. While we monitor the use of open source software in our products and services and try to ensure that none is used in a manner that would require us to disclose the source code to the related product or that would otherwise breach the terms of an open source agreement, such use could inadvertently occur and we may be required to release our proprietary source code, pay damages for breach of contract, re-engineer our products, discontinue the sale of our products in the event re-engineering cannot be accomplished on a timely basis or take other remedial action that may divert resources away from our development efforts, any of which could adversely affect our business, operating results and financial condition.

***Intellectual property rights do not necessarily address all potential threats to our competitive advantage.***

The degree of future protection afforded by our intellectual property rights is uncertain because intellectual property rights have limitations, and may not adequately protect our business, or permit us to maintain our competitive advantage. The following examples are illustrative:

- others may be able to make devices that are the same as or similar to our remote radios but that are not covered by the claims of the patents that we own;
- we or any collaborators might not have been the first to make the inventions covered by the issued patents or pending patent applications that we own;

- we might not have been the first to file patent applications covering certain of our inventions;
- others may independently develop similar or alternative technologies or duplicate any of our technologies without infringing our intellectual property rights;
- it is possible that our pending patent applications will not lead to issued patents;
- issued patents that we own may not provide us with any competitive advantages, or may be held invalid or unenforceable as a result of legal challenges;
- our competitors might conduct research and development activities in the United States and other countries that provide a safe harbor from patent infringement claims for certain research and development activities, as well as in countries where we do not have patent rights, and then use the information learned from such activities to develop competitive products for sale in our major commercial markets; and
- we may not develop additional proprietary technologies that are patentable.

#### **Risks Related to our Financial Results and Need for Financing**

##### ***We will need to generate significant sales to achieve profitable operations.***

We intend to increase our operating expenses substantially in connection with the planned expansion of our business, establishment of our sales and marketing infrastructure, our ongoing research and development activities, and the commensurate development of our management and administrative functions, but there is no guarantee that we will succeed in these endeavors. We will need to generate significant sales to achieve profitability, and we might not be able to do so. Even if we do generate significant sales, we might not be able to achieve, sustain or increase profitability on a quarterly or annual basis in the future. If our sales grow more slowly than we expect, or if our operating expenses exceed our expectations, our business, financial condition and results of operations may be adversely affected.

***We may not be able to generate sufficient cash to service our indebtedness, which currently consists of term loans and the secured loans with Steward Capital and Energy Capital. In addition, although we have a borrowing facility with Energy Capital, we may be unable to continue borrowing under such agreement or to generate sufficient cash to service any such indebtedness that we do incur.***

We currently have outstanding unsecured loans in the aggregate principal amount of approximately \$4.0 million due on June 30, 2019. In addition, we have issued secured notes to Steward Capital in the aggregate principal amount of \$10 million, pursuant to term loans under a Loan and Security Agreement that mature September 9, 2020 (the "Steward Capital Loan and Security Agreement"). Our obligations under the Steward Capital Loan and Security Agreement are secured by a first priority security interest in substantially all of our assets. The Steward Capital Loan and Security Agreement also contains certain restrictive covenants that limit our ability to incur additional indebtedness and liens, merge with other companies or consummate certain changes of control, acquire other companies, engage in new lines of business, make certain investments, pay dividends, transfer or dispose of assets, amend certain material agreements or enter into various specified transactions, as well as financial reporting requirements. We were in compliance with the affirmative and restrictive covenants contained in the Steward Capital Loan and Security Agreement as of December 31, 2018. We may also enter into other debt agreements in the future which may contain similar or more restrictive terms.

In addition, on September 28, 2018, we entered into a Loan and Security Agreement with Energy Capital, or the Energy Capital Loan and Security Agreement, pursuant to which Energy Capital may lend an aggregate principal amount of up to \$10 million (the "Energy Capital Loan"), subject to the conditions specified in the Energy Capital Loan and Security Agreement. During 2019, we issued secured notes to Energy Capital in the aggregate principal amount of \$7.7 million, pursuant to term loans under a Loan and Security Agreement that mature September 30, 2020. The repayment obligation under the Energy Capital Loan is also secured by a lien on all of our assets. We were in compliance with the affirmative and restrictive covenants contained in the Energy Capital Loan and Security Agreement as of December 31, 2018. In the offering, up to \$7.0 million of the Energy Capital Loan may be extinguished in exchange for an equal amount of shares of our common stock at the public offering price per share at the election of Energy Capital.

The terms of the Steward Capital and Energy Capital facilities are intended for operations and by their terms do not permit the repayment of unrelated outstanding indebtedness. In the event that we are unable to repay the unsecured loans in the current outstanding amount of approximately \$4.0 million that will come due on June 30, 2019, or the amounts under the term loans when due, we may be in default under the terms thereof, which may also trigger an event of default under the investor loans and the Steward Capital and Energy Capital Loan and Security Agreements.

Our ability to make scheduled payments or to refinance our debt obligations depends on numerous factors, including the amount of our cash reserves and our actual and projected financial and operating performance. These amounts and our performance are subject to certain financial and business factors, as well as prevailing economic and competitive conditions, some of which may be beyond our control. We cannot assure you that we will maintain a level of cash reserves or cash flows from operating activities sufficient to permit us to pay the principal, premium, if any, and interest on our existing or future indebtedness. If our cash flows and capital resources are insufficient to fund our debt service obligations, we may be forced to reduce or delay capital expenditures, sell assets or operations, seek additional capital or restructure or refinance our indebtedness. We cannot assure you that we would be able to take any of these actions, or that these actions would permit us to meet our scheduled debt service obligations. Failure to comply with the conditions of the Steward Capital Loan and Security Agreement and/or the Energy Capital Loan and Security Agreement could result in an event of default, which could result in an acceleration of amounts due under the Steward Capital Loan and Security Agreement and/or the Energy Capital Loan and Security Agreement. We may not have sufficient funds or may be unable to arrange for additional financing to repay our indebtedness or to make any accelerated payments, and Steward Capital and Energy Capital could seek to enforce security interests in the collateral securing such indebtedness, which would have a material adverse effect on our business, financial condition or results of operations.

***If we do not obtain additional capital to fund our operations and obligations, our growth may be limited.***

We will require additional capital to fund our operations and obligations. As our business has grown, we have managed periods of tight liquidity by accessing capital from our stockholders and their affiliates. Our capital requirements will depend on several factors, including:

- our ability to enter into new agreements with customers or to extend the terms of our existing agreements with customers, and the terms of such agreements;
- the success of our sales efforts;
- our working capital requirements related to the costs of inventory and accounts receivable;
- costs of recruiting and retaining qualified personnel;
- expenditures and investments to implement our business strategy; and
- the identification and successful completion of acquisitions.

We may seek additional funds through equity or debt offerings and/or borrowings under additional notes payable, lines of credit or other sources. We do not know whether additional financing will be available on commercially acceptable terms or at all, when needed. If adequate funds are not available or are not available on commercially acceptable terms, our ability to fund our operations, support the growth of our business or otherwise respond to competitive pressures could be significantly delayed or limited, which could materially adversely affect our business, financial condition or results of operations.

***Our revenue is not predictable and recognition of a significant portion of it will be deferred into future periods.***

Once a customer decides to move forward with a large-scale deployment of our products and services, the timing of and our ability to recognize related revenue will depend on several factors, some of which may not be under our control. These factors include shipment schedules that may be delayed or subject to modification, the rate at which our utility customers choose to deploy our products in their network, customer acceptance of all or any part of our products and services, our contractual commitments to provide new or enhanced functionality at some point in the future, other contractual provisions such as liquidated damages, our suppliers' ability to provide an adequate supply of components, the requirement to obtain regulatory approval, and our ability to deliver quality products according to expected schedules. In light of these factors, the application of complex revenue recognition rules to our products and services has required us to defer, and in the future will likely continue to require us to defer, a significant amount of revenue until undetermined future periods. It may be difficult to predict the amount of revenue that we will recognize in any given period and amounts recognized may fluctuate significantly from one period to the next.

## Risks Related to our Common Stock

***Our ability to continue our operations requires that we raise additional capital and our operations could be curtailed if we are unable to obtain the additional funding as or when needed. As a result, our registered public accounting firm has included an explanatory paragraph relating to our ability to continue as a going concern in its report on our audited financial statements included in this Report.***

Our ability to generate revenue and achieve profitability depends on, among other things, our completion of our second-generation products and commencing the manufacture, marketing and sales of those products. These activities, including our planned research and development efforts, will require significant uses of working capital through the end of 2019 and beyond and may ultimately be unsuccessful. Based on our current operating plans, we believe that our existing cash and cash equivalents, as well as the \$7.7 million in borrowings we drew down thus far in 2019 from the Energy Capital Loan and Security Agreement (see NOTE 14 in the accompanying consolidated financial statements for further details) will only be sufficient to meet our anticipated operating needs through June 2019. We currently do not have sufficient funds to repay our debt due at maturity on June 30, 2019 and must secure additional equity or debt capital in order to repay those obligations (the balance of funds available under the Energy Capital Loan and Security Agreement are contractually not available for this repayment). Aside from the balance available under the Energy Capital Loan and Security Agreement, at the present time we have no commitments for any such funding and no assurance can be provided that we will be able to raise the needed funds on commercially acceptable terms or at all. These factors raise substantial doubt about our ability to continue as a going concern through March 19, 2020. The financial information contained in these financial statements have been prepared on a basis that assumes that we will continue as a going concern, which contemplates the realization of assets and the satisfaction of liabilities and commitments in the normal course of business. This financial information and these financial statements do not include any adjustments that may result from the outcome of this uncertainty.

We will need to raise additional financing to continue operations beyond early 2019. We will require additional funding to continue operations and realize our business objectives in the future. If we are unable to continue as a going concern in the future, we may be unable to meet our obligations under the Steward Capital and Energy Capital Loans, which could result in an acceleration of our obligations to repay all amounts owed thereunder, and we may be forced to liquidate our assets. In such a scenario, the values we receive for our assets in liquidation or dissolution could be significantly lower than the values reflected in our financial statements.

***Failure to establish and maintain an effective system of internal controls could result in material misstatements of our financial statements or cause us to fail to meet our reporting obligations or fail to prevent fraud, in which case our stockholders could lose confidence in our financial reporting, which would harm our business and could negatively impact the price of our stock.***

We are required to comply with Section 404 of the Sarbanes-Oxley Act. Section 404 of the Sarbanes-Oxley Act requires public companies to conduct an annual review and evaluation of their internal controls. Ondas Networks was not subject to requirements to establish, and did not establish, internal control over financial reporting and disclosure controls and procedures prior to the Acquisition. Our management team and Board of Directors will need to continue to devote significant time and effort to maintaining adequate and effective disclosure controls and procedures and internal control over financial reporting in order to comply with applicable regulations, which may include hiring additional legal, financial reporting and other finance and accounting staff. Additionally, any of our efforts to improve our internal controls and design, implement and maintain an adequate system of disclosure controls may not be successful and will require that we expend significant cash and other resources.

Under the Jumpstart Our Business Startups Act of 2012, or the JOBS Act, issuers that qualify as “emerging growth companies” under the JOBS Act will not be required to provide an auditor’s attestation report on internal controls for so long as the issuer qualifies as an emerging growth company. We currently qualify as an emerging growth company under the JOBS Act, and we may choose not to provide an auditor’s attestation report on internal controls. However, if we cannot favorably assess the effectiveness of our internal control over financial reporting, or if we require an attestation report from our independent registered public accounting firm in the future and that firm is unable to provide an unqualified attestation report on the effectiveness of our internal controls over financial reporting, investor confidence and, in turn, our stock price could be materially adversely affected.



Ensuring that we have adequate internal financial and accounting controls and procedures in place so that we can produce accurate financial statements on a timely basis is a costly and time-consuming effort that will need to be evaluated frequently. Our failure to maintain the effectiveness of our internal controls in accordance with the requirements of the Sarbanes-Oxley Act could have a material adverse effect on our business. We could lose investor confidence in the accuracy and completeness of our financial reports, which could have an adverse effect on the price of our common stock. In addition, if our efforts to comply with new or changed laws, regulations, and standards differ from the activities intended by regulatory or governing bodies due to ambiguities related to practice, regulatory authorities may initiate legal proceedings against us and our business may be harmed.

We do not have sufficient accounting and supervisory personnel with the appropriate level of technical accounting experience and training, including SEC and public company experience and training, necessary or adequate accounting policies, processes and procedures, and consequently, we must rely on third-party consultants. Currently, none of our accounting and finance staff members have SEC and public company experience or training, so we rely extensively on outside counsel and financial expert consultants for our SEC reporting and public company compliance and practices. These deficiencies represent a material weakness (as defined under the Exchange Act) in our internal control over financial reporting in both design and operation. Although we intend to remediate this material weakness by appointing additional qualified accounting and supervisory personnel and adopt sufficient written policies and procedures for accounting and financial reporting, we cannot assure you our planned remediations will be completed in a timely manner or at all. Further, we may identify additional material weaknesses or deficiencies in our internal control in the future. Under the Exchange Act, a material weakness is defined as a deficiency, or a combination of deficiencies, in internal control over financial reporting, such that there is a reasonable possibility that a material misstatement of a company's annual or interim financial statements will not be prevented or detected on a timely basis by the company's internal controls. We intend to develop a plan to design, review, implement and refine internal control over financial reporting. However, we may identify deficiencies and weaknesses or fail to remediate previously identified deficiencies in our internal controls. If material weaknesses or deficiencies in our internal controls exist and go undetected or unremediated, our financial statements could contain material misstatements that, when discovered in the future, could cause us to fail to meet our future reporting obligations and cause the price of our common stock to decline.

***The price of our common stock might fluctuate significantly, and you could lose all or part of your investment.***

Volatility in the market price of our common stock may prevent you from being able to sell your shares of our common stock at or above the price you paid for your shares. The trading price of our common stock may be volatile and subject to wide price fluctuations in response to various factors, including, but not limited to:

- actual or anticipated fluctuations in our financial and operating results;
- adverse results from or delays in our product development;
- legal, political, governmental or other regulatory developments, decisions or interpretations;
- publication of research reports or coverage about us or our industry or positive or negative recommendations about us or our industry, or withdrawal or research coverage by securities analysts;
- perceptions about the market acceptance of our products and services, and the recognition of our brand and our industry in general;
- adverse publicity about our products and services, operating or financial results or industry in general;
- overall performance of the equity markets;
- introduction or discontinuation of products or services, or announcements of significant contracts, licenses or acquisitions, by us or our competitors;
- additions or departures of key personnel;
- threatened or actual litigation and government or regulatory investigations;
- sale of shares of our common stock by us or members of our management or our stockholders; and
- General economic conditions, both global and regional.

These and other factors might cause the market price of our common stock to fluctuate unpredictably and substantially, which may negatively affect the liquidity of our common stock. In addition, in recent years, the stock market has experienced significant price and volume fluctuations. This volatility has had a significant impact on the market price of securities issued by many companies across many industries, including our industry. The changes frequently appear to occur without regard to the operating performance of the affected companies. Accordingly, the price of our common stock could fluctuate based upon factors that have little or nothing to do with our company, and these fluctuations could materially reduce our stock price.

Securities class action litigation has often been instituted against companies following periods of volatility in the overall market and in the market price of a company's securities. This litigation, if instituted against us, could result in substantial costs, divert our management's attention and resources, and harm our business, operating results and financial condition.

#### **Risks Related to our Acquisition by Zev Ventures Incorporated**

*We may be subject to unknown risks as a result of our recently completed acquisition by Zev Ventures Incorporated.*

Before the Acquisition, Zev Ventures conducted a business related to the resale to the public of sporting event and concert tickets purchased in bulk in advance from leading ticket vendors and reselling them at the price actually commanded by the market. In connection with the acquisition, we discontinued this business. Even though we and our advisers conducted a due diligence investigation of Zev Ventures prior to committing to the Acquisition, there may be unknown liabilities, or liabilities that were known but believed to be immaterial, related to the business of Zev Ventures that may become material liabilities we are subject to in the future. If we are subject to material liability as a result of the conduct of Zev Ventures we may have limited recourse for such liabilities, which could have a material impact on our business, financial condition, results of operations, and stock price.

#### **Risks Related to This Offering**

*Since we have broad discretion in how we use the proceeds from this offering, we may use the proceeds in ways with which you disagree.*

We have not allocated the net proceeds from this offering for any specific purpose, except for approximately \$ **million** to repay the principal and accrued interest on outstanding debt. Accordingly, our management will have significant flexibility in applying the net proceeds of this offering. You will be relying on the judgment of our management with regard to the use of these net proceeds, and you will not have the opportunity, as part of your investment decision, to assess whether the proceeds are being used in ways you would agree with or ways which are likely to increase the value of your investment. It is possible that the net proceeds will be invested in a way that does not yield a favorable, or any, return for our company or your investment. The failure of our management to use such funds effectively could have a material adverse effect on our business, financial condition, operating results and cash flow.

*There is a limited market for our securities, which may make it more difficult to dispose of our securities and we may fail to sustain trading on the NYSE American, which could make it more difficult for investors to sell their shares.*

Our common stock is currently quoted on OTCQB. There is a limited trading market for our common stock. We have submitted an initial listing application on the NYSE American in connection with this offering. In the event our listing application is approved and our common stock begins trading on the NYSE American, there can be no assurance that trading of our common stock on such market will be sustained. In the event that our common stock is not listed on the NYSE American or if we do not sustain such listing, our common stock could be quoted only on the OTC Markets. Under such circumstances, you may find it significantly more difficult to trade, or to obtain accurate quotations for our common stock and our common stock may become substantially less attractive to certain purchasers, such as financial institutions, hedge funds, and other similar investors.

A more active market for our common stock may never develop, and we are under no obligation to seek out a more active market for our common stock

*We are an "emerging growth company" and, as a result of the reduced disclosure and governance requirements applicable to emerging growth companies, our common stock may be less attractive to investors.*

We are an "emerging growth company" as defined in the JOBS Act and we intend to take advantage of some of the exemptions from reporting requirements that are applicable to other public companies that are not emerging growth companies, including:

- reduced obligations with respect to financial data, including presenting only two years of audited financial statements and only two years of selected consolidated financial data in this Registration Statement;
- not being required to comply with the auditor attestation requirements of Section 404 of the Sarbanes-Oxley Act;
- not being required to comply with any requirement that may be adopted by the Public Company Accounting Oversight Board, or PCAOB, regarding mandatory audit firm rotation or a supplement to the auditor's report providing additional information about the audit and the financial statements;

- reduced disclosure obligations regarding executive compensation in our periodic reports, proxy statements and registration statements; and
- exemptions from the requirements of holding nonbinding advisory votes on executive compensation and stockholder approval of any golden parachute payments not previously approved.

We cannot predict if investors will find our common stock less attractive as a result of our reliance on these exemptions. If some investors find our common stock less attractive as a result, there may be a less active trading market for our common stock and our stock price may be reduced or more volatile. We may take advantage of these reporting exemptions until we are no longer an emerging growth company. We will remain an emerging growth company until the earlier of (1) the last day of the fiscal year (a) ending December 31, 2019, (b) in which we have total annual gross revenue of at least \$1.07 billion, or (c) in which we are deemed to be a large accelerated filer, which means the market value of our common stock that is held by non-affiliates exceeds \$700 million as of the prior June 30th, and (2) the date on which we have issued more than \$1.0 billion in non-convertible debt during the prior three-year period.

Under Section 107(b) of the JOBS Act, emerging growth companies can delay adopting new or revised accounting standards until such time as those standards apply to private companies. We have irrevocably elected not to avail ourselves of this exemption from new or revised accounting standards and, therefore, we will be subject to the same new or revised accounting standards as other public companies that are not emerging growth companies.

***Concentration of ownership of our common stock among our existing executive officers, directors and principal stockholders may prevent new investors from influencing significant corporate decisions.***

Our executive officers, directors and current beneficial owners of 5% or more of our common stock and their respective affiliates, in the aggregate, beneficially own approximately 44% of our outstanding common stock as of May 31, 2019. As a result, these persons, acting together, would be able to significantly influence all matters requiring stockholder approval, including the election and removal of directors, any merger, consolidation, sale of all or substantially all of our assets, or other significant or material corporate transactions.

Some of these persons or entities may have interests materially different than or adverse to yours. For example, they may be more interested in selling our company to an acquirer than other investors, or they may want us to pursue strategies that deviate from the interests of our other stockholders.

***We may issue more shares to raise capital, which will result in substantial dilution.***

Our Amended and Restated Articles of Incorporation authorize the issuance of a maximum of 350,000,000 shares of common stock. Any additional financings effected by us may result in the issuance of additional securities without stockholder approval and the substantial dilution in the percentage of common stock held by our then existing stockholders. Moreover, the common stock issued in any such transaction may be valued on an arbitrary or non-arm's-length basis by our management, resulting in an additional reduction in the percentage of common stock held by our current stockholders. Our board of directors has the power to issue any or all of such authorized but unissued shares without stockholder approval. To the extent that additional shares of common stock are issued in connection with a financing, dilution to the interests of our stockholders will occur and the rights of the holder of common stock might be materially and adversely affected.

***Our board of directors may issue and fix the terms of shares of our preferred stock without stockholder approval, which could adversely affect the voting power of holders of our common stock or any change in control of our Company.***

Our Amended and Restated Articles of Incorporation authorize the issuance of up to 10,000,000 shares of "blank check" preferred stock, \$0.0001 par value per share, with such designation rights and preferences as may be determined from time to time by the board of directors. Our board of directors is empowered, without the need to obtain stockholder approval, to issue shares of preferred stock with dividend, liquidation, conversion, voting or other rights which could adversely affect the voting power or other rights of the holders of our common stock. In the event of such issuances, the preferred stock could be used, under certain circumstances, as a method of discouraging, delaying or preventing a change in control of our company.

***If securities or industry analysts do not publish research or publish inaccurate or unfavorable research about our business, our stock price and trading volume could decline.***

The trading market for our common stock will depend in part on the research and reports that securities or industry analysts publish about us or our business, which research and reports are not and would not be subject to our control. We currently do not have and may never obtain research coverage by securities analysts, and industry analysts that currently cover us may cease to do so. If no securities analysts commence coverage of our company, or if industry analysts cease coverage of our company, the trading price for our stock could be materially and adversely impacted. In the event we obtain securities analyst coverage, if one or more of the analysts who cover us downgrade our stock or publish inaccurate or unfavorable research about our business, our stock price may be materially and adversely impacted. If one or more of these analysts cease coverage of our company or fail to publish reports on us regularly, demand for our stock could decrease, which might cause our stock price and trading volume to decline.

***We do not intend to pay dividends for the foreseeable future.***

We have never declared or paid cash dividends on our capital stock nor are we under any obligation to declare or pay such cash dividends. We currently intend to retain any future earnings to fund our operations and the development and growth of our business, and we do not expect to declare or pay any dividends in the foreseeable future. Our future ability to pay cash dividends on our capital stock may be limited by any future debt instruments or preferred securities. As a result, you may only receive a return on your investment in our common stock if the market price of our common stock increases to a price above the price you paid for them and you sell such shares.

***Certain provisions of our Amended and Restated Articles of Incorporation and Bylaws and Nevada law make it more difficult for a third-party to acquire us and make a takeover more difficult to complete, even if such a transaction were in the stockholders' best interest.***

Certain provisions of our Amended and Restated Articles of Incorporation and Bylaws and Nevada law make it more difficult for a third-party to acquire us and make a takeover more difficult to complete, even if such a transaction were in the stockholders' interest. For example, Nevada law provides that approval of two-thirds of the stockholders is required to remove a director, which may make it more difficult for a third-party to gain control of the Company. This concentration of ownership limits the power to exercise control by our minority stockholders.

***We expect to incur increased costs and demands upon management as a result of being a public company.***

As a public company, we expect to incur significant additional legal, accounting, and other costs, which we anticipate could initially be between \$1 million and \$2 million annually, and such costs may increase over time. These additional costs could negatively affect our financial results. In addition, changing laws, regulations and standards relating to corporate governance and public disclosure, including regulations implemented by the SEC and the stock exchange on which we may list our common stock, may increase legal and financial compliance costs and make some activities more time-consuming. These laws, regulations and standards are subject to varying and sometimes unclear interpretations and, as a result, their application in practice may evolve over time as new guidance is provided by regulatory and governing bodies. We intend to invest resources to comply with evolving laws, regulations and standards, and this investment may result in increased general and administrative expenses and a diversion of management's time and attention from revenue-generating activities to compliance activities, which may harm our business, financial condition or results of operations. If, notwithstanding our efforts to comply with new laws, regulations and standards, we fail to comply, regulatory authorities may initiate legal proceedings against us and our business, financial condition and results of operation may be harmed.

Failure to comply with these rules might also make it more difficult for us to obtain some types of insurance, including, without limitation, director and officer liability insurance, and we might be forced to accept reduced policy limits and coverage or incur substantially higher costs to obtain or maintain the same or similar coverage. The impact of these events could also make it more difficult for us to attract and retain qualified persons to serve on our board of directors, on committees of our board of directors or as members of senior or executive management.

***A significant portion of our total outstanding shares are restricted from immediate resale but may be sold into the market in the future. This could cause the market price of our common stock to drop significantly, even if our business is doing well.***

Sales of a substantial number of shares of our common stock in the public market could occur at any time. If our stockholders sell, or the market perceives that our stockholders intend to sell, substantial amounts of our common stock in the public market, the market price of our common stock could decline significantly and volatility may increase.

Of the 50,463,732 shares of our common stock issued and outstanding as of May 31, 2019, 8,948,500 shares are freely tradable without restriction by stockholders who are not our affiliates. Of our outstanding shares, 16,051,500 shares that were outstanding before the Acquisition are "restricted securities" as defined in Rule 144. We issued an aggregate of 25,463,732 shares of our common stock to the former Ondas Networks Inc. stockholders pursuant to an exemption from the registration requirements of the Securities Act of 1933, as amended, and such shares are also "restricted securities" as defined in Rule 144. In addition, these restricted shares are subject to the terms of a lock up agreement entered into in connection with the Acquisition by each of the former Ondas Networks Inc. stockholders under which these restricted shares cannot be sold for a period of twelve months followed by a subsequent 12-month limited sale period. When the aforesaid restrictions are released or expire, such shares may be sold which may cause the market price of our common stock to decline.

In addition, in the future, we intend to file one or more registration statements on Form S-8 registering the issuance of approximately 10,000,000 shares of common stock reserved for issuance under our 2018 Equity Incentive Plan. Shares registered under these registration statements on Form S-8 will be available for sale in the public market subject to vesting arrangements and exercise of options and the restrictions of Rule 144 in the case of our affiliates. If these shares of common stock are sold, it may result in a decline in the market price of our common stock.

***If the price of our Common Stock fluctuates significantly, your investment could lose value.***

Our common stock is listed on OTCQB. We have applied to list our common stock on the NYSE American under the symbol "ONDS," and we intend to complete such listing concurrently with this offering. We cannot assure you that an active public market will continue for our common stock. If an active public market for our common stock does not continue, the trading price and liquidity of our common stock will be materially and adversely affected. If there is a thin trading market or "float" for our stock, the market price for our common stock may fluctuate significantly more than the stock market as a whole. Without a large float, our common stock would be less liquid than the stock of companies with broader public ownership and, as a result, the trading prices of our common stock may be more volatile. In addition, in the absence of an active public trading market, investors may be unable to liquidate their investment in us. Furthermore, the stock market is subject to significant price and volume fluctuations, and the price of our common stock could fluctuate widely in response to several factors, including, but not limited to:

- our quarterly or annual operating results;
- changes in our earnings estimates or the failure to accurately forecast and appropriately plan our expenses;
- failure to achieve our growth expectations;
- failure to attract new customers and consumers or retain existing customers and consumers;
- the effect of increased or variable competition on our business;
- additions or departures of key or qualified personnel;
- failure to adequately protect our intellectual property;
- costs associated with defending claims, including intellectual property infringement claims and related judgments or settlements;
- changes in governmental or other regulations affecting our business;
- our compliance with governmental or other regulations affecting our business; and
- changes in global or regional industry, general market, or economic conditions.

The stock market has experienced extreme price and volume fluctuations in recent years that have significantly affected the quoted prices of the securities of many companies, including companies in our industry. The changes may not be possible to predict and often appear to occur without regard to specific operating performance. The price of our common stock could fluctuate based upon factors that have little or nothing to do with our company and these fluctuations could materially reduce our stock price.

***You may experience future dilution as a result of future equity offerings.***

In order to raise additional capital, we may in the future offer additional shares of our common stock or other securities convertible into or exchangeable for our common stock at prices that may not be the same as the price in this offering. We may sell shares or other securities in any other offering at a price that is less than the price paid by investors in this offering, and investors purchasing shares or other securities in the future could have rights superior to existing stockholders. The price at which we sell additional shares of our common stock, or securities convertible or exchangeable into common stock, in future transactions may be higher or lower than the price paid by investors in this offering. Also, we have reserved 10,000,000 shares of common stock for issuance pursuant to future awards under the 2018 Plan. The issuance of such additional shares of common stock, or securities convertible or exchangeable into common stock, may cause the price of our common stock to decline. Additionally, if all or a substantial portion of these shares are resold into the public markets then the trading price of our common stock may decline.

***If our shares of common stock become subject to the penny stock rules, it would become more difficult to trade our shares.***

The SEC has adopted rules that regulate broker-dealer practices in connection with transactions in penny stocks. Penny stocks are generally equity securities with a price of less than \$5.00, other than securities registered on certain national securities exchanges or authorized for quotation on certain automated quotation systems, provided that current price and volume information with respect to transactions in such securities is provided by the exchange or system. If we do not obtain or retain a listing on the NYSE American and if the price per share of our common stock is less than \$5.00, our common stock will be deemed a penny stock. The penny stock rules require a broker-dealer, before a transaction in a penny stock not otherwise exempt from those rules, to deliver a standardized risk disclosure document containing specified information. In addition, the penny stock rules require that before effecting any transaction in a penny stock not otherwise exempt from those rules, a broker-dealer must make a special written determination that the penny stock is a suitable investment for the purchaser and receive (i) the purchaser's written acknowledgment of the receipt of a risk disclosure statement; (ii) a written agreement to transactions involving penny stocks; and (iii) a signed and dated copy of a written suitability statement. These disclosure requirements may have the effect of reducing the trading activity in the secondary market for our common stock, and therefore stockholders may have difficulty selling their shares.

## SPECIAL NOTE REGARDING FORWARD-LOOKING STATEMENTS

This prospectus includes forward-looking statements within the meaning of Section 27A of the Securities Act of 1933, as amended, which we refer to as the Securities Act, and Section 21E of the Securities Exchange Act of 1934, as amended, which we refer to as the Exchange Act, that relate to future events or to our future operations or financial performance. Any forward-looking statement involves known and unknown risks, uncertainties and other factors that may cause our actual results, levels of activity, performance or achievements to differ materially from any future results, levels of activity, performance or achievements expressed or implied by such forward-looking statement. Forward-looking statements include statements, other than statements of historical fact, about:

- our plans to further develop our FullMAX system of wireless base stations;
- our plans to further develop remote radios;
- the adoption by our target industries of the new IEEE 802.16s standard for private cellular networks;
- our future development priorities;
- our estimates regarding the size of our potential target markets;
- our expectations about the impact of new accounting standards;
- our future operations, financial position, revenues, costs, expenses, uses of cash, capital requirements, our need for additional financing or the period for which our existing cash resources will be sufficient to meet our operating requirements;
- our plans to list our common stock on the NYSE American; and
- our strategies, prospects, plans, expectations, forecasts or objectives.

Words such as, but not limited to, “believe,” “expect,” “anticipate,” “estimate,” “forecast,” “intend,” “may,” “plan,” “potential,” “predict,” “project,” “targets,” “likely,” “will,” “would,” “could,” “should,” “continue,” “scheduled” and similar expressions or phrases, or the negative of those expressions or phrases, are intended to identify forward-looking statements, although not all forward-looking statements contain these identifying words. Although we believe that we have a reasonable basis for each forward-looking statement contained in this report, we caution you that these statements are based on our estimates or projections of the future that are subject to known and unknown risks and uncertainties and other important factors that may cause our actual results, level of activity, performance, experience or achievements to differ materially from those expressed or implied by any forward-looking statement. Actual results, level of activity, performance, experience or achievements may differ materially from those expressed or implied by any forward-looking statement as a result of various important factors, including our critical accounting policies and risks and uncertainties relating, to:

- our ability to obtain additional financing on reasonable terms, or at all;
- our ability to repay our indebtedness;
- the accuracy of our estimates regarding expenses, costs, future revenues, uses of cash and capital requirements;
- the market acceptance of our wireless connection products and the IEEE 802.16s standard;
- our ability to develop future generations of our current products;
- our ability to generate significant revenues and achieve profitability;
- our ability to successfully commercialize our current and future products, including their rate and degree of market acceptance;
- our ability to attract and retain key scientific or management personnel and to expand our management team;

- our ability to establish licensing, collaboration or similar arrangements on favorable terms and our ability to attract collaborators with development, regulatory and commercialization expertise;
- our ability to manage the growth of our business;
- expenditures not resulting in commercially successful products;
- our outreach to global markets, particularly China;
- our commercialization, marketing and manufacturing capabilities and strategy;
- our ability to expand, protect and maintain our intellectual property position;
- the success of competing third-party products;
- our ability to fully remediate our identified internal control material weaknesses;
- regulatory developments in the United States and other countries; and
- our ability to comply with regulatory requirements relating to our business, and the costs of compliance with those requirements, including those on data privacy and security.

## USE OF PROCEEDS

We estimate that our net proceeds from the sale of \_\_\_\_\_ shares of common stock in this offering, excluding shares of common stock issued in this offering upon the extinguishment of \$[ ] million of Company indebtedness, will be approximately \$ \_\_\_\_\_ million after deducting underwriting discounts and commissions and estimated offering expenses payable by us, assuming the issuance and sale of \_\_\_\_\_ shares of our common stock at the assumed public offering price of \$ \_\_\_\_\_ per share. If the option to purchase additional shares is exercised in full, we estimate that our net proceeds will be approximately \$ \_\_\_\_\_ million.

Each \$1.00 increase or decrease in the assumed public offering price of \$ \_\_\_\_\_ per share would increase or decrease the net proceeds to us from this offering by \$ \_\_\_\_\_ million, assuming that the number of shares offered by us, as set forth on the cover page of this prospectus, remains the same and after deducting the estimated underwriting discounts and commissions. We may also increase or decrease the number of shares we are offering. Each increase (decrease) of 1,000,000 in the number of shares we are offering would increase (decrease) the net proceeds to us from this offering by \$ \_\_\_\_\_ million, assuming no change in the assumed public offering price and after deducting the estimated underwriting discounts and commissions.

As of March 31, 2019, we had cash and cash equivalents of approximately \$0.4 million. We currently expect that we will use the net proceeds from this offering, together with our existing cash and cash equivalents, as follows: (1) to continue research and development of future configurations of our FullMAX platform; (2) to build product inventory to support expected increased levels of customer sales activity; (3) to repay or extinguish the principal and accrued interest on outstanding debt of approximately \$ \_\_\_\_\_; and (4) for other general corporate purposes.

We believe that our existing cash and cash equivalents, along with the net proceeds from this offering, together with interest on cash balances, will be sufficient to fund our operating expenses and capital expenditure requirements through at least the next twelve months. The amount and timing of our actual expenditures will depend upon numerous factors, including the progress of our continuing product research, development, the timing and results of our product launch, as well as any collaborations that we may enter into with third parties, and any unforeseen delays or cash needs.

Our expected use of the net proceeds from this offering represents our current intentions based upon our present plans and business conditions. The amounts and timing of our actual use of net proceeds will vary depending on numerous factors, including the progress of our continuing product research, development, the timing and results of our product launch, as well as any collaborations that we may enter into with third parties, and any unforeseen delays or cash needs. As a result, our management will have broad discretion in the application of the net proceeds, and investors will be relying on our judgment regarding the application of the net proceeds of this offering. In addition, we might decide to postpone or not pursue these certain of these activities if the net proceeds from this offering and the other sources of cash are less than, or do not last as long as, expected. We have no current understandings, agreements or commitments for any material acquisitions or licenses of any products, businesses or technologies.

Pending their use, we plan to invest the net proceeds from this offering in short- and intermediate-term, interest-bearing obligations, investment-grade instruments, certificates of deposit or direct or guaranteed obligations of the U.S. government.



## MARKET FOR COMMON EQUITY AND RELATED STOCKHOLDER MATTERS

### Market Information

Our common stock originally traded on OTC Markets, the OTC Pink (Current Information) tier of OTC Markets Group, Inc. under the trading symbol “ZVVT” on a very limited basis. On October 5, 2018, the trading symbol changed to “ONDS.” On December 19, 2018, our common stock was uplisted to the OTCQB under the symbol “ONDS” where it continues to trade on a very limited basis. Any over-the-counter market quotations reflect inter-dealers prices, without retail mark-up, mark-down or commission and may not necessarily represent actual transactions. We have applied to list our common stock on the NYSE American, and we intend to complete such listing concurrently with this offering.

### Stockholders

As of May 31, 2019, there were 117 stockholders of record with respect to our common stock.

### DIVIDEND POLICY

We have never declared nor paid any cash dividends on our capital stock. We do not intend to pay cash dividends on our common stock for the foreseeable future, and currently intend to retain any future earnings to fund our operations and the development and growth of our business. In addition, the terms of our indebtedness with Steward Capital Holdings, LP and Energy Capital, LLC prohibit us from paying cash dividends. Any future determination to declare and pay dividends will be made at the discretion of our board of directors and will depend on various factors, including applicable laws, our results of operations, our financial condition, our capital requirements, general business conditions, our future prospects and other factors that our board of directors may deem relevant. Investors should not purchase our common stock with the expectation of receiving cash dividends.

## CAPITALIZATION

The following table sets forth our cash and cash equivalents and capitalization as of March 31, 2019:

- on an actual basis; and
- on an as adjusted basis to give effect to (1) our sale of \_\_\_\_\_ shares of common stock in this offering at an assumed public offering price of \$ \_\_\_\_\_ per share, after deducting estimated underwriting discounts and commissions and estimated offering expenses payable by us, (2) the extinguishment of \$[ ] million of the Energy Capital Loan in exchange for a number of shares of common stock determined by dividing the extinguished debt amount by the public offering price of the common stock, and (3) the extension to September 9, 2020 of the Steward Capital Loan and Security Agreement.

Our capitalization following the closing of this offering will be adjusted based on the actual public offering price and other terms of this offering determined at pricing. You should read this information together with our financial statements and the related notes thereto included elsewhere in this prospectus and the information set forth under the headings “Unaudited Pro Forma Condensed Combined Financial Information,” “Selected Financial Data” and “Management’s Discussion and Analysis of Financial Condition and Results of Operations” included elsewhere in this prospectus.

	As of March 31, 2019	
	Actual	As Adjusted
	(in thousands, except share and per share data)	
Cash and cash equivalents	\$ 437,298	\$ _____
Current liabilities	18,374,854	
Long-term liabilities	5,105,859	
Stockholders’ equity:		
Preferred stock, \$0.0001 par value; 10,000,000 shares authorized and no shares issued and outstanding, actual; 10,000,000 shares authorized and no shares issued and outstanding, as adjusted	—	
Common stock, \$0.0001 par value; 350,000,000 shares authorized, 50,463,732 shares issued and outstanding, actual; 350,000,000 shares authorized, _____ shares issued and outstanding, as adjusted	5,046	
Additional paid-in capital	17,538,757	
Accumulated deficit	(38,205,260)	
Other accumulated comprehensive income	4,661	
Total stockholders’ equity (deficit)	\$ (20,656,796)	\$ _____
Total capitalization	(15,550,937)	

Each \$1.00 increase (decrease) in the assumed public offering price of \$ \_\_\_\_\_ per share would increase (decrease) the as adjusted amount of cash and cash equivalents, additional paid-in capital, total stockholders’ equity (deficit) and total capitalization by approximately \$ \_\_\_\_\_ million, assuming that the number of shares offered by us, as set forth on the cover page of this prospectus, remains the same and after deducting the estimated underwriting discounts and commissions and estimated offering expenses payable by us. We may also increase or decrease the number of shares we are offering. Each increase (decrease) of 100,000 shares in the number of shares we are offering would increase (decrease) the as adjusted amount of cash and cash equivalents, additional paid-in capital, total stockholders’ equity and total capitalization by approximately \$ \_\_\_\_\_ million, assuming that the assumed public offering price remains the same, and after deducting the estimated underwriting discounts and commissions and estimated offering expenses payable by us. The as adjusted information discussed above is illustrative only and will be adjusted based on the actual public offering price and other terms of this offering determined at pricing.

The number of shares of our common stock to be outstanding after this offering is based on 50,463,732 shares of our common stock outstanding as of March 31, 2019. The table above does not include:

- a warrant to purchase 140,678 shares of common stock to be issued to a holder of a convertible note with a principal amount of \$300,000 as of March 31, 2019;
- 10,000,000 shares of common stock reserved for issuance pursuant to future awards under our 2018 Incentive Stock Plan, or the 2018 Plan, as of March 31, 2019, including options and restricted stock units to purchase an aggregate of approximately 3,600,000 shares of common stock to be granted to our officers and employees following this offering.

## DILUTION

If you invest in our common stock, your interest will be diluted immediately to the extent of the difference between the offering price per share of our common stock and the as adjusted net tangible book value per share of our common stock immediately after this offering.

As of March 31, 2019, our historical net tangible book value was \$(20,743,382), or \$(0.411) per share of common stock. Historical net tangible book value per share represents the amount of our total tangible assets less total liabilities, divided by 50,463,732, the number of shares of common stock outstanding on March 31, 2019.

After giving effect to the sale of \_\_\_\_\_ shares of our common stock in this offering at the assumed offering price of \$ \_\_\_\_\_ per share, after deducting estimated underwriting discounts and commissions and estimated offering expenses payable by us, our net tangible book value as of December 31, 2018 would have been \$ \_\_\_\_\_ million, or \$ \_\_\_\_\_ per share. This amount represents an immediate increase in net tangible book value of \$ \_\_\_\_\_ per share to our existing stockholders and an immediate dilution in net tangible book value of approximately \$ \_\_\_\_\_ per share to new investors purchasing shares of our common stock in this offering. We determine dilution by subtracting the net tangible book value per share after the offering from the amount of cash that a new investor paid for a share of common stock.

The following table illustrates this dilution on a per share basis:

Assumed offering price per share	\$
Historical net tangible book value per share as of March 31, 2019	\$ (0.411)
Increase in net tangible book value per share attributable to new investors	
Net tangible book value per share after the offering	
Dilution per share to new investors	\$

Each \$1.00 increase (decrease) in the assumed public offering price of \$ \_\_\_\_\_ per share would increase (decrease) our net tangible book value after this offering by approximately \$ \_\_\_\_\_ million, or approximately \$ \_\_\_\_\_ per share, and increase (decrease) the dilution per share to new investors by approximately \$ \_\_\_\_\_ per share, assuming that the number of shares offered by us, as set forth on the cover page of this prospectus, remains the same and after deducting the estimated underwriting discounts and commissions and estimated offering expenses payable by us. We may also increase or decrease the number of shares we are offering. An increase (decrease) of 100,000 shares in the number of shares offered by us would increase (decrease) our net tangible book value after this offering by approximately \$ \_\_\_\_\_ million, or \$ \_\_\_\_\_ per share, and increase (decrease) the dilution per share to new investors by approximately \$ \_\_\_\_\_ per share, assuming that the assumed public offering price remains the same, and after deducting the estimated underwriting discounts and commissions and estimated offering expenses payable by us. The information discussed above is illustrative only and will adjust based on the actual public offering price and other terms of this offering determined at pricing.

If the underwriters exercise their option to purchase additional shares in full, the net tangible book value per share after giving effect to the offering would be \$ \_\_\_\_\_ per share. This represents an immediate increase in as adjusted net tangible book value of \$ \_\_\_\_\_ per share to existing stockholders and an immediate dilution in net tangible book value of \$ \_\_\_\_\_ per share to new investors purchasing shares of our common stock in this offering.

The following table sets forth as of March 31, 2019, on the as adjusted basis described above, the differences between the number of shares of common stock purchased from us, the total consideration paid and the weighted average price per share paid by existing stockholders and by investors purchasing shares of our common stock in this offering, after deducting the estimated underwriting discounts and commissions and estimated offering expenses, at an assumed public offering price of \$ \_\_\_\_\_ per share:

	Shares Purchased		%	Total Consideration		%	Weighted Average Price per Share
	Number	Percent		Amount	Percent		
Existing stockholders			%	\$		%	\$
New investors							
Total			%	\$		%	

Each \$1.00 increase (decrease) in the assumed initial public offering price of \$        per share would increase (decrease) the total consideration paid by new investors by \$        million, and increase (decrease) the percentage of total consideration paid by new investors by approximately        %, assuming that the number of shares offered by us, as listed on the cover page of this prospectus, remains the same. Similarly, each increase (decrease) of 100,000 shares in the number of shares of common stock offered by us would increase (decrease) the total consideration paid by new investors by \$        million and increase (decrease) the percentage of total consideration paid by new investors by approximately        % assuming that the assumed initial public offering price of \$        per share remains the same.

The table above assumes no exercise of the underwriters' option to purchase additional shares in this offering. If the underwriters' option to purchase additional shares is exercised in full, the number of shares of our common stock held by existing stockholders would be reduced to        % of the total number of shares of our common stock outstanding after this offering, and the number of shares of common stock held by new investors participating in the offering would be increased to        % of the total number of shares of our common stock outstanding after this offering.

The number of shares of our common stock to be outstanding after this offering is based on 50,463,732 shares of our common stock outstanding as of March 31, 2019, and excludes the following:

- a warrant to purchase 140,678 shares of common stock to be issued to a holder of a convertible note with a principal amount of \$300,000 as of March 31, 2019;
- 10,000,000 shares of common stock reserved for issuance pursuant to future awards under our 2018 Incentive Stock Plan, or the 2018 Plan, as of March 31, 2019, including options and restricted stock units to purchase an aggregate of approximately 3,600,000 shares of common stock to be granted to our officers and employees following this offering.

If the convertible note described above is converted or the shares described above that are reserved for issuance under our 2018 Plan are issued, or we otherwise issue additional shares of common stock in the future, there could be further dilution to investors participating in this offering. In addition, we anticipate needing to raise additional capital before generating positive cash flows and we may choose to raise additional capital because of market conditions or strategic considerations, even if we believe that we have sufficient funds for our current or future operating plans. If we raise additional capital through the sale of equity or convertible debt securities, the issuance of these securities could result in further dilution to our stockholders.

## MANAGEMENT'S DISCUSSION AND ANALYSIS OF FINANCIAL CONDITION AND RESULTS OF OPERATIONS

### Management's Discussion and Analysis of Financial Condition and Results of Operations

*You should read the following discussion and analysis in conjunction with our consolidated financial statements and the notes to those financial statements included elsewhere in this Annual Report. This discussion contains forward-looking statements based upon current expectations that involve risks and uncertainties. See "Statement Regarding Forward-Looking Information." Our actual results may differ materially from those contained in or implied by any forward-looking statements.*

#### Overview

On September 28, 2018, we consummated a reverse acquisition transaction to acquire a privately-held company, Ondas Networks Inc., and changed our name from "Zev Ventures Incorporated" to "Ondas Holdings Inc." As a result, Ondas Networks Inc. ("Ondas Networks") became our wholly owned subsidiary and we refer to this transaction as the "Acquisition." In connection with the closing of the Acquisition, we discontinued the prior business of Zev Ventures as a reseller of sporting and concert tickets and our sole business became that of Ondas Networks.

We design, manufacture, sell and support FullMAX, our multi-patented wireless radio systems for secure, wide area mission-critical field area networks. This radio network provides point-to-multipoint, non-line of sight connectivity for industrial wireless networks. Since its inception on February 16, 2006, Ondas Networks has devoted its efforts principally to research and development and the commercialization of our FullMAX wireless technology platform. We began working with the IEEE in 2015 to help create the IEEE 802.16s wireless broadband standard which was published in the fourth quarter of 2017. In 2018, Ondas Networks initiated a business expansion plan designed to invest in our sales, and marketing and customer support capabilities in order to build our customer base. Following the Acquisition on September 28, 2018, our business became that of Ondas Networks.

We have incurred significant net losses since inception. As of December 31, 2018, our accumulated deficit was approximately \$32 million. We expect to continue incurring substantial losses for the next several years as we continue to develop, manufacture and market our technologies. Our operating expenses are comprised of research and development expenses, general and administrative expenses, and sales and marketing expenses.

Our future capital requirements will depend upon many factors, including progress with developing, manufacturing and marketing our technologies, the time and costs involved in preparing, filing, prosecuting, maintaining and enforcing patent claims and other proprietary rights, our ability to establish collaborative arrangements, marketing activities and competing technological and market developments, including regulatory changes and overall economic conditions in our target markets.

Our business consists of a single segment of products and services all of which are sold and provided in the United States and certain international markets.

#### The Acquisition

On September 28, 2018, we entered into the Agreement and Plan of Merger and Reorganization (the "Merger Agreement") with Zev Merger Sub, Inc. and Ondas Networks to acquire Ondas Networks. The transactions contemplated by the Merger Agreement were consummated on September 28, 2018 (the "Closing"), and pursuant to the terms of the Merger Agreement, all outstanding shares of common stock of Ondas Networks, \$0.00001 par value per share, (the "Ondas Networks Shares"), were exchanged for shares of our common stock, \$0.0001 par value per share (the "Company Shares"). Accordingly, Ondas Networks became our wholly-owned subsidiary and its business became the business of the Company.

At the Closing, each Ondas Networks Share outstanding immediately prior to the Closing was exchanged for 3.823 Company Shares (the "Exchange Ratio"), with all fractional shares rounded down to the nearest whole share. Accordingly, we issued an aggregate of 25,463,732 Company Shares for all of the then-outstanding Ondas Networks Shares.

In connection with the Closing, we amended and restated our articles of incorporation, effective September 28, 2018 to (i) change our name to Ondas Holdings Inc., and (ii) increase our authorized capital to 360,000,000 shares, consisting of 350,000,000 shares of common stock, par value \$0.0001 per share, and 10,000,000 shares of "blank check" preferred stock, par value \$0.0001 per share. In connection with the Acquisition, our trading symbol changed to "ONDS" effective at the opening of business on October 5, 2018.

Also in connection with the Closing, (i) our sole director appointed additional individuals, who previously sat on the board of Ondas Networks and its chief executive officer, to serve on our board of directors, and our board of directors subsequently appointed our executive officers; (ii) the former holders of the Ondas Networks Shares executed lock-up agreements (the "Lock-Up Agreements"), which provide for an initial 12-month lock-up period followed by a subsequent 12-month limited sale period, commencing with the date of the Closing; (iii) we entered into a Common Stock Repurchase Agreement with an entity pursuant to which the entity sold an aggregate of 32,600,000 Company Shares (the "Repurchase Shares") to us at \$0.0001 per share, for an aggregate consideration of \$3,260 (the Repurchase Shares were canceled and returned to our authorized but unissued shares); (iv) our board of directors approved, and our stockholders adopted, the 2018 Equity Incentive Plan (the "2018 Plan") pursuant to which 10 million Company Shares have been reserved for issuance to employees, including officers, directors and consultants; and (v) we entered into a Loan and Security Agreement with Energy Capital, a stockholder of the Company, pursuant to which Energy Capital agreed to lend the Company an aggregate principal amount of up to \$10 million, subject to specified conditions. As of the date of this filing, Energy Capital has loaned the Company an aggregate of \$3.3 million. See *NOTE 14* in the accompanying consolidated financial statements for additional details.

## **Key Components of Our Results of Operations and Financial Condition**

### *Restatement*

The Company determined that its previously issued financial statements included in its Quarterly Report on Form 10-Q for the three and nine months ended September 30, 2018 ("Restated Period") should be restated due to classification errors related to the Company's presentation of conversion of debt related to the conversion of certain Ondas Networks debt into shares of common stock of Ondas Networks prior to the above discussed Acquisition. See *NOTE 13* in the accompanying consolidated financial statements for further details and quantitative information on the Restated Period.

### *Revenues*

Our revenues are derived principally from the sale of our multi-patented FullMAX wireless radio system. We also provide a warranty/maintenance program through an annual contract. The warranty/maintenance contract requires payment in full at the time of execution of the contract. Revenue from the warranty/maintenance contract is initially recorded as deferred revenue and is subsequently recorded as income spread equitably over the term of the contract. Due to the ongoing development and commercialization process of our FullMAX solutions, our revenues have historically been generated by equipment trial and pilot programs and related services, in addition to a modest number of full network deployments. In addition, we have historically had limited sales and customer service resources to support higher sales volumes. In 2018, we expanded our customer sales and service personnel across multiple industries which we expect to lead to a larger number of sales opportunities and revenue in 2019.

### *Cost of Sales*

Our cost of sales is comprised primarily of the cost of components included in our FullMAX system and other costs associated with the assembly and delivery thereto. We expect our investment in expanding our customer sales and service efforts to lead to increased volume of FullMAX equipment sales in future periods, which will lead to higher costs of sales. Cost of sales as a percentage of revenue has historically been volatile due to low levels of revenue and can be skewed higher or lower due to the mix of high margin base station units relative to remote units sold. Higher unit sales volume will provide scale manufacturing opportunities which could lead to a decline in the cost of sales as a percentage of revenue in future periods.

### *General and Administration*

General and administration expenses primarily include salary and benefit expense, legal and accounting services, professional services, rent and facilities costs, general liability insurances, and travel expenses. We expect these expenses to increase as a result of continued growth in headcount and support of our business and operations.

### *Sales and Marketing*

Sales and marketing expenses primarily include salary and benefit expense, trade shows, marketing programs and promotional material, travel expenses, and the allocation of certain facility costs. We expect these expenses to increase as a result of continued growth in headcount and support of our business and operations.

## Research and Development

Research and development expenses primarily include salary and benefit expense and costs for contractors engaged in research, design and development activities including intellectual property, travel expenses, and the allocation of certain facility costs. We expect our research and development costs to increase as we continue making investments in developing new products in addition to new versions of FullMAX.

## Other Income (Expense)

Other income (expense) primarily includes interest expense, amortization of debt discount, changes in fair value of derivative liability, and other miscellaneous income and expenses.

## Results of Operations

### Three months ended March 31, 2019 compared to three months ended March 31, 2018

	Three months ended		Increase (Decrease)
	March 31,		
	2019	2018	
Revenue	\$ 32,294	\$ 29,382	\$ 2,912
Cost of sales	5,302	968	4,334
Gross profit	26,992	28,414	(1,422)
Operating expenses:			
General and administrative	1,614,730	165,360	1,449,370
Sales and marketing	1,868,971	289,240	1,579,731
Research and development	1,661,419	137,181	1,524,238
Total operating expense	5,145,120	591,781	4,553,339
Operating loss	(5,118,128)	(563,367)	4,554,761
Other expense	(705,597)	(1,008,102)	(302,505)
Net loss	(5,823,725)	(1,571,469)	4,252,256
Other comprehensive income	4,661	-	4,661
Comprehensive loss	\$ (5,819,064)	\$ (1,571,469)	\$ 4,247,595

## Revenue

Our revenue was \$32,294 for the three months ended March 31, 2019, compared to \$29,382 for the three months ended March 31, 2018. Revenues during the three months ended March 31, 2019, were primarily generated via small customer product deployments and maintenance/service contracts, which revenues during the same period in 2018, was solely generated via maintenance/service contracts.

## Cost of sales

Our cost of sales was \$5,302 for the three months ended March 31, 2019, compared to \$968 for the three months ended March 31, 2018. The increase in cost of sales was a result of costs related to product deployments.

## Gross profit

Our gross profit decreased \$1,422 for the three months ended March 31, 2019, compared to the three months ended March 31, 2018, based on the changes in revenue and costs of sales as discussed above. Gross margin for the periods in 2019 and 2018 was 84% and 97%, respectively.

## Operating Expenses

Our principal operating costs include the following items as a percentage of total expense.

	Three Months Ended March 31,	
	2019	2018
Human resource costs, including benefits	44.5%	29.4%
Travel and entertainment	4.5%	5.2%
Other general and administration costs:		
Professional fees and consulting expenses	24.6%	45.0%
Other expense	14.3%	7.3%
Depreciation and amortization	0.6%	0.4%
Other research and deployment costs, excluding human resources and travel and entertainment	4.9%	10.0%
Other sales and marketing costs, excluding human resources and travel and entertainment	6.6%	2.7%

As a direct result of (i) the aforementioned Acquisition and (ii) the \$14,100,000 provided by the loan and security agreements discussed herein and in NOTE 8 in the accompanying condensed consolidated financial statements, in mid-2018, the Company was able to launch its business expansion effort to open new markets for FullMAX and invest in product development programs, through significant increase in human resources costs and professional and consulting costs.

Operating expenses increased by approximately \$4,553,000 (769%) as a result of the following items:

	(000s)
Human resource costs, including benefits	\$ 2,113
Travel and entertainment	201
Other general and administration costs:	
Professional fees and consulting costs	998
Other expense	695
Depreciation and amortization	30
Other research and deployment costs, excluding human resources and travel and entertainment	191
Other sales and marketing costs, excluding human resources and travel and entertainment	325
	<u>\$ 4,553</u>

## Operating Loss

As a result of the foregoing, our operating loss increased approximately \$4,555,000, or 809%, to approximately \$5,118,000 for the three months ended March 31, 2019, compared with approximately \$563,000 for the three months ended March 31, 2018, primarily as a result of impairment costs related to one of our long-term operating leases, increases associated with administrative support, and increased spending as we ramp up our sales and marketing and research and development efforts.

## Other Expense

Other non-operating expense decreased by approximately \$302,000, or 30%, to approximately \$706,000 for the three months ended March 31, 2019, compared with approximately \$1,008,000 for the three months ended March 31, 2018. For the three months ended March 31, 2018, we reported a change in fair value related to convertible debt of approximately \$870,000. In September 2018, as part of the Acquisition, the convertible debt was converted into the common stock of the Company, and a change in fair value was not reported for the three months ended March 31, 2019. This reduction of change in fair value was partially offset by an increase in interest expense and write off of prepaid financing costs of approximately \$568,000.

## Net Loss

As a result of the net effects of the foregoing, net loss increased approximately \$4,252,000, or 271%, to approximately \$5,824,000 for the three months ended March 31, 2019, compared with approximately \$1,571,000 for the three months ended March 31, 2018. Net loss per share of common stock, basic and diluted, was \$(0.12) for the three months ended March 31, 2019, compared with approximately \$(0.09) for the three months ended March 31, 2018.



Year ended December 31, 2018 compared to year ended December 31, 2017

	Year ended December 31,		Change
	2018	2017	
	(000s)		
Revenue	\$ 190	\$ 274	\$ (84)
Cost of sales	39	79	(40)
Gross profit	151	195	(44)
Operating expenses:			
General and administrative	2,612	1,084	1,528
Sales and marketing	2,898	503	2,395
Research and development	3,077	1,002	2,075
Total operating expense	8,587	2,589	5,998
Operating loss	(8,436)	(2,394)	(6,042)
Other income (expense)	(3,661)	(628)	3,033
Net loss	\$ (12,097)	\$ (3,022)	\$ (9,075)

*Revenue*

Revenue decreased to approximately \$190,000 for the year ended December 31, 2018 from approximately \$274,000 for the year ended December 31, 2017. Revenues in both years were primarily generated via pilot programs and small customer deployments which decreased year over year in 2018.

*Cost of sales*

Cost of sales decreased to approximately \$39,000 for the year ended December 31, 2018 from approximately \$79,000 for the year ended December 31, 2017. This reduction in cost of sales is a direct result of the decrease in revenue during 2018.

*Gross profit*

Our gross profit decreased to approximately \$151,000 for the year ended December 31, 2018 from approximately \$195,000 for the year ended December 31, 2017 based on the changes in revenue and cost of sales as discussed above. Gross margin for the years ended December 31, 2018 and 2017 was 79% and 71%, respectively.

### Operating Expenses

Our principal operating costs include the following items as a percentage of total expense.

	Year Ended December 31,	
	2018	2017
Human resource costs, including benefits	43%	27%
Travel and entertainment	5%	4%
Other general and administration costs:		
Professional fees and consulting expenses	33%	37%
Other expense	9%	2%
Depreciation and amortization	1%	1%
Other research and deployment costs, excluding human resources and travel and entertainment	5%	27%
Other sales and marketing costs, excluding human resources and travel and entertainment	4%	2%

As a direct result of (i) the aforementioned Acquisition and (ii) the \$10 million dollars loan and security agreement discussed herein and inNOTE 8 in the accompanying consolidated financial statements, the Company was able to launch its business expansion effort to open new markets for FullMAX and invest in product development programs, through significant increase in human resources costs and professional and consulting costs.

Operating expenses changed by approximately \$5,998,000 (232%) as a result of the following items:

	(000s)
Human resource costs, including benefits	\$ 3,026
Travel and entertainment	337
Depreciation and amortization expense	
Other general and administration costs:	
Professional fees and consulting costs	1,844
Other expense	736
Depreciation and amortization	42
Other research and deployment costs, excluding human resources and travel and entertainment	(242)
Other sales and marketing costs, excluding human resources and travel and entertainment	255
	<u>\$ 5,998</u>

### Operating Loss

As a result of the foregoing, our operating loss increased approximately \$6,042,000, or 252%, to approximately \$8,436,000 for the year ended December 31, 2018, compared with approximately \$2,394,000 for the year ended December 31, 2017, primarily as a result of increases associated with administrative support and increased spending as we ramp up our sales and marketing and research and development efforts.

### Other Income (Expense)

Other non-operating expense increased by approximately \$3,033,000, or 483%, to approximately \$3,661,000 for the year ended December 31, 2018 compared with approximately \$628,000 for the comparable period in 2017, primarily because of increased interest expense (approximately \$2,664,000) and change in fair value of derivative liability (approximately \$976,000).

### Net Loss

Because of the net effects of the foregoing, net loss increased approximately \$9,075,000, or 300%, to approximately \$12,097,000 for the year ended December 31, 2018, compared with approximately \$3,022,000 for the year ended December 31, 2017. Net loss per share of common stock, basic and diluted, was (\$0.42) for the year ended December 31, 2018, compared with (\$0.19) per share of common stock for the year ended December 31, 2017.

## Summary of (Uses) and Sources of Cash

	Three Months Ended	
	March 31,	
	2019	2018
	(000s)	
Net cash used in operating activities	\$ (4,694)	\$ (878)
Net cash used in investing activities	(85)	(10)
Net cash provided by financing activities	4,086	5,058
(Decrease) increase in cash	(693)	4,170
Cash and cash equivalents, beginning of period	1,130	456
Cash and cash equivalents, end of period	\$ 437	\$ 4,626

The principal use of cash in operating activities for the three months ended March 31, 2019, was to fund the Company's current expenses primarily related to sales and marketing and research and development activities necessary to allow us to service and support a higher level of business activity as we expand into new industry and geographic markets. The increase in cash flows used in operating activities of approximately \$3,816,000 is primarily a result of the addition of personnel, both employees and third-party consulting services. The increase in cash flows used in investing activities of approximately \$75,000 is primarily a result of an increase in fixed assets, including leasehold improvements to the Company's facility in China. The decrease in cash provided by financing activities of approximately \$972,000 is primarily a result of the loan and security agreements totaling \$4,100,000 during the three months ended March 31, 2019, compared with \$5,100,000, net of closing fees for the same period in 2018 (see NOTE 8 in the accompanying condensed consolidated financial statements for further details).

For a summary of our outstanding Notes Payable and Other Financing Agreements and Secured Promissory Note, see NOTES 7 and 8 in the accompanying condensed consolidated financial statements.

	Year ended December 31,	
	2018	2017
	(000s)	
Net cash used in operating activities	\$ (8,517)	\$ (2,630)
Net cash used in investing activities	(630)	—
Net cash provided by financing activities	9,821	3,041
Increase in cash	674	411
Cash and cash equivalents, beginning of period	456	45
Cash and cash equivalents, end of period	\$ 1,130	\$ 456

The principal use of cash in operating activities for the year ended December 31, 2018 was to fund the Company's current expenses primarily related to sales and marketing and research and development activities necessary to allow us to service and support a higher level of business activity as we expanded into new industry and geographic markets. The increase in cash flows used in operating activities of approximately \$5,887,000 is primarily a result of the addition of personnel, both employees and third-party consulting services. The increase in cash flows used in investing activities of approximately \$630,000 is primarily a result of an increase in fixed assets, including leasehold improvements to the Company's facility in China. The increase in cash provided by financing activities is primarily a result of the loan and security agreement totaling \$9,875,000, net of closing fees (see NOTE 8 in the accompanying consolidated financial statements for further details).

For a summary of our outstanding Notes Payable and Other Financing Agreements and Secured Promissory Note, see NOTES 7 and 8 in the accompanying consolidated financial statements.

## **Liquidity and Capital Resources**

We have incurred losses since inception and have funded our operations primarily through debt and the sale of capital stock. At March 31, 2019, we had an accumulated deficit of approximately \$38,200,000 and short-term borrowings outstanding of approximately \$14,100,000, of which approximately \$4,000,000, is due on June 30, 2019 and approximately \$10,100,000 is due on September 9, 2019 (and subsequently extended to September 9, 2020). At March 31, 2019 we had long-term borrowings outstanding of \$4,400,000. As of March 31, 2019, we had cash and cash equivalents of approximately \$437,000 and a working capital deficit of approximately \$17,200,000. As of December 31, 2018, we had an accumulated deficit of approximately \$32,382,000 and net borrowings outstanding of approximately \$14,246,000, of which approximately \$957,925 was contractually due on April 30, 2019 (and subsequently extended to June 30, 2019), \$2,925,075 is contractually due on June 30, 2019, and \$10,063,000 is contractually due on September 9, 2019 (and subsequently extended to September 9, 2020). As of December 31, 2018, we had cash and cash equivalents of approximately \$1,130,000 and a working capital deficit of approximately \$15,205,000.

Our future capital requirements will depend upon many factors, including progress with developing, manufacturing and marketing our technologies, the time and costs involved in preparing, filing, prosecuting, maintaining and enforcing patent claims and other proprietary rights, our ability to establish collaborative arrangements, marketing activities and competing technological and market developments, including regulatory changes and overall economic conditions in our target markets.

Our ability to generate revenue and achieve profitability depends on our completion of our second-generation products and commencing the manufacture, marketing and sales of those products. These activities, including our planned research and development efforts, will require significant uses of working capital through the end of 2019 and beyond. Based on our current operating plans, we believe that our existing cash and cash equivalents, as well as the \$2.3 million in borrowings available under the Energy Capital Loan and Security Agreement (see NOTE 8 for additional details), will be sufficient to meet our anticipated operating needs through June 30, 2019. We currently do not have sufficient funds to repay certain debt obligations totaling approximately \$4 million on maturity on June 30, 2019, and must secure additional equity or debt capital in order to repay those obligations. At the present time we have no commitments for any such funding and no assurance can be provided that we will be able to raise the needed funds on commercially acceptable terms or at all. These factors raise substantial doubt about our ability to continue as a going concern through May 10, 2020. The financial information contained in these financial statements have been prepared on a basis that assumes that we will continue as a going concern, which contemplates the realization of assets and the satisfaction of liabilities and commitments in the normal course of business. This financial information and these financial statements do not include any adjustments that may result from the outcome of this uncertainty.

## **Off-Balance Sheet Arrangements**

As of March 31, 2019 and December 31, 2018, we had no off-balance sheet arrangements.

## **Contractual Obligations**

We are a smaller reporting company as defined by Rule 229.10(f)(1) and are not required to provide information under this item.

## Critical Accounting Estimates

The preparation of financial statements in accordance with accounting principles generally accepted in the United States of America (“GAAP”) requires management to make estimates and assumptions that affect reported amounts and related disclosures in the financial statements. Management considers an accounting estimate to be critical if:

- if requires assumptions to be made that were uncertain at the time the estimate was made, and
- changes in the estimate or different estimates that could have been selected could have a material impact on our results of operations or financial condition.

We base our estimates and judgments on our experience, our current knowledge, our beliefs of what could occur in the future, our observation of trends in the industry, information provided by our customers and information available from other sources. Actual results may differ from these estimates under different assumptions or conditions. We have identified the following accounting policies and estimates as those that we believe are most critical to our financial condition and results of operations and that require management’s most subjective and complex judgments in estimating the effect of inherent uncertainties: share-based compensation expense, income taxes, complex derivative financial instruments and impairment of long-lived assets.

*Share-Based Compensation Expense.* We calculate share-based compensation expense for option awards and certain warrant issuances (“Share-based Award(s)”) based on the estimated grant/issue date fair value using the Black-Scholes-Merton option pricing model (“Black-Sholes Model”) and recognize the expense on a straight-line basis over the vesting period, net of estimated forfeitures. We have not included an estimate for forfeitures due to our limited history and we revise based on actual forfeitures each period. The Black-Scholes Model requires the use of a number of assumptions including volatility of the stock price, the weighted average risk-free interest rate, and the vesting period of the Share-based Award in determining the fair value of Share-based Awards. Although we believe our assumptions used to calculate share-based compensation expense are reasonable, these assumptions can involve complex judgments about future events, which are open to interpretation and inherent uncertainty. In addition, significant changes to our assumptions could significantly impact the amount of expense recorded in a given period.

*Income Taxes.* As part of the process of preparing our consolidated financial statements, we are required to estimate income taxes in each of the jurisdictions in which we operate. Our provision for income taxes is determined using the asset and liability approach to account for income taxes. A current liability is recorded for the estimated taxes payable for the current year. Deferred tax assets and liabilities are recorded for the estimated future tax consequences attributable to differences between the financial statement carrying amounts of existing assets and liabilities and their respective tax bases. Deferred tax assets and liabilities are measured using the enacted tax rates in effect for the year in which the timing differences are expected to be recovered or settled. The effect on deferred tax assets and liabilities of changes in tax rates or tax laws are recognized in the provision for income taxes in the period that includes the enactment date. Valuation allowances are established, when necessary, to reduce deferred tax assets to the amount more-likely-than-not to be realized. Changes in valuation allowances will flow through the statement of operations unless related to deferred tax assets that expire unutilized or are modified through translation, in which case both the deferred tax asset and related valuation allowance are similarly adjusted. Where a valuation allowance was established through purchase accounting for acquired deferred tax assets, any future change will be credited or charged to income tax expense. See NOTE 10 in the accompanying Notes to Consolidated Financial Statements for discussion related to Tax Reform.

The determination of our provision for income taxes requires significant judgment, the use of estimates, and the interpretation and application of complex tax laws. In the ordinary course of our business, there are transactions and calculations for which the ultimate tax determination is uncertain. In spite of our belief that we have appropriate support for all the positions taken on our tax returns, we acknowledge that certain positions may be successfully challenged by the taxing authorities. We determine the tax benefits more likely than not to be recognized with respect to uncertain tax positions. Although we believe our recorded tax assets and liabilities are reasonable, tax laws and regulations are subject to interpretation and inherent uncertainty; therefore, our assessments can involve both a series of complex judgments about future events and rely on estimates and assumptions. Although we believe these estimates and assumptions are reasonable, the final determination could be materially different than that which is reflected in our provision for income taxes and recorded tax assets and liabilities.

Complex Derivative Financial Instruments. From time to time we sell common stock and we issue convertible debt, both with common stock purchase warrants, which may include terms requiring conversion price or exercise price adjustments based on subsequent issuance of securities at prices lower than those in the agreements of such securities. In these situations, the instruments may be accounted for as liabilities and recorded at fair value each reporting period. Due to the complexity of the agreement, we use an outside expert to assist in providing the mark to market fair valuation of the liabilities over the reporting periods in which the original agreement was in effect. It was determined that a Binomial Lattice option pricing model using a Monte Carlo simulation would provide the most accuracy given all the potential variables encompassing a future dilutive event. This model incorporated transaction assumptions such as our stock price, contractual terms, maturity, risk free rates, as well as estimates about future financings, volatility, and holder behavior. Although we believe our estimates and assumptions used to calculate the fair valuation liabilities and related expense were reasonable, these assumptions involved complex judgments about future events, which are open to interpretation and inherent uncertainty. In addition, significant changes to our assumptions could significantly impact the amount of expense recorded in a given period.

Impairment of Long-Lived Assets. Carrying values of property and equipment and finite-lived intangible assets are reviewed for impairment whenever events or changes in circumstances indicate that their carrying values may not be recoverable. If impairment indicators are present, we determine whether an impairment loss should be recognized by testing the applicable asset or asset group's carrying value for recoverability. This assessment requires the exercise of judgment in assessing the future use of and projected value to be derived from the eventual disposal of the assets to be held and used. Assessments also consider changes in asset utilization, including the temporary idling of capacity and the expected timing for placing this capacity back into production. If the carrying value of the assets is not recoverable, then a loss is recorded for the difference between the assets' fair value and respective carrying value. The fair value of the assets is determined using an "income approach" based upon a forecast of all the expected discounted future net cash flows associated with the subject assets. Some of the more significant estimates and assumptions include: market size and growth, market share, projected selling prices, manufacturing cost and discount rate. Our estimates are based upon historical experience, commercial relationships, market conditions and available external information about future trends.

#### Recently Adopted Accounting Pronouncements

In May 2014, the FASB issued ASU 2014-09, Revenue from Contracts with Customers (Topic 606). The standard's core principle is that a company will recognize revenue when it transfers promised goods or services to customers in an amount that reflects the consideration to which the company expects to be entitled in exchange for those goods or services. In doing so, companies will need to use more judgment and make more estimates than under previous guidance. These may include identifying performance obligations in the contract, estimating the amount of variable consideration to include in the transaction price and allocating the transaction price to each separate performance obligation. In July 2015, the FASB approved the proposal to defer the effective date of ASU 2014-09 standard by one year. In 2016, the FASB issued final amendments to clarify the implementation guidance for principal versus agent considerations (ASU 2016-08), accounting for licenses of intellectual property and identifying performance obligations (ASU 2016-10), narrow-scope improvements and practical expedients (ASU 2016-12) and technical corrections and improvements to Topic 606 (ASU 2016-20) in its new revenue standard. The guidance is effective for public entities for annual reporting periods beginning after December 15, 2017 and interim periods therein. Our services are performed over the term of our contracts and customers are billed for those services as they are performed on a monthly basis. Revenue is recognized each month for the services that have been provided to our customers. Additionally, we do not have significant exposure related to uncollectible accounts. We have performed a review of the requirements of the new revenue standard and have performed our analysis of our customer contracts on a portfolio basis (by each hospital group) utilizing the five-step model of the new standard. We have compared the results of our analysis to our current accounting practices. We adopted Topic 606 on January 1, 2018 using the full retrospective transition method for recognizing revenue. The adoption of Topic 606 represents a change in accounting principle that will more closely align revenue recognition with the delivery of our services to our customers and will provide financial statement readers with enhanced disclosures. The adoption of this standard did not have a material effect on the timing and recognition of revenue for the services provided to our customers.

In August 2016, the FASB issued ASU 2016-15, *Statement of Cash Flows (Topic 230)* ("ASU 2016-15"). ASU 2016-15 is intended to reduce the diversity in practice regarding how certain transactions are classified within the statement of cash flows. ASU 2016-15 is effective for public business entities for annual periods beginning after December 15, 2017, including interim periods within those fiscal years. There was no material effect on the 2018 financial statements upon adoption.

#### Recently Issued Accounting Pronouncements

In August 2018, the Financial Accounting Standards Board ("FASB"), issued Accounting Standards Update ("ASU"), 2018-13 that eliminates certain disclosure requirements for fair value measurements for all entities, requires public entities to disclose certain new information and modifies some disclosure requirements. The FASB developed the amendments to Accounting Standards Codification ("ASC") 820 as part of its broader disclosure framework project, which aims to improve the effectiveness of disclosures in the notes to financial statements by focusing on requirements that clearly communicate the most important information to users of the financial statements. The new guidance is effective for all entities for fiscal years beginning after December 15, 2019 and for interim periods within those fiscal years. An entity is permitted to early adopt either the entire standard or only the provisions that eliminate or modify requirements. We are currently evaluating the effect of this guidance on our disclosures.

In June 2018, the FASB issued ASU 2018-07, Compensation - Stock Compensation (Topic 718): Improvements to Nonemployee Share-Based Payment Accounting (“ASU 2018-07”). The amendments in ASU 2018-07 expand the scope of Topic 718 to include share-based payment transactions for acquiring goods and services from nonemployees. ASU 2018-07 is effective for fiscal years beginning after December 15, 2018, and interim periods within those fiscal years. Early adoption is permitted. The Company has elected to early adopt ASU 2018-07 effective as of October 1, 2018.

In July 2017, the FASB issued ASU 2017-11 (“ASU 2017-11”), Earnings Per Share (“Topic 260”) *Distinguishing Liabilities from Equity* (“Topic 480”), and *Derivatives and Hedging* (“Topic 815”). ASU 2017-11 is intended to simplify the accounting for financial instruments with characteristics of liabilities and equity. Among the issues addressed are: (i) determining whether an instrument (or embedded feature) is indexed to an entity’s own stock; (ii) distinguishing liabilities from equity for mandatorily redeemable financial instruments of certain nonpublic entities; and (iii) identifying mandatorily redeemable non-controlling interests. ASU 2017-11 is effective for the Company on January 1, 2019. The adoption of this pronouncement had no impact on our accompanying condensed consolidated financial statements.

In February 2016, the FASB issued ASU 2016-02, *Leases* (“ASU 2016-02”). The new standard establishes a right-of-use (“ROU”) model that requires a lessee to record a ROU asset and a lease liability on the balance sheet for all leases with terms longer than 12 months. Leases will be classified as either finance or operating, with classification affecting the pattern of expense recognition in the income statement. In July 2018, the FASB issued ASU 2018-10, *Codification Improvements to Topic 842 Leases* (“ASU 2018-10”) and ASU 2018-11, *Leases (Topic 842), Targeted Improvements* (“ASU 2018-11”). The amendments in ASU 2018-10 affect only narrow aspects of the guidance issued in the amendments in ASU 2016-02, including but not limited to lease residual value guarantee, rate implicit in the lease, lease term and purchase option. The amendments in ASU 2018-11 provide an optional transition method for adoption of the new standard, which will allow entities to continue to apply the legacy guidance in ASC 840, including its disclosure requirements, in the comparative periods presented in the year of adoption. In December 2018, the FASB issued ASU 2018-20, *Leases (Topic 842), Narrow-Scope Improvements for Lessors* (“ASU 2018-20”). ASU 2016-02 is effective for annual and interim periods for fiscal years beginning after December 15, 2018, which required us to adopt these provisions in the first quarter of 2019 on a modified retrospective basis. For further information regarding the Company’s adoption of ASU 2016-02, see Note 2 - Summary of Significant Accounting Policies - Accounting Standard Update 2016-02, Leases, of the Company’s financial statements for the three months ended March 31, 2019 included elsewhere in this prospectus.

## BUSINESS

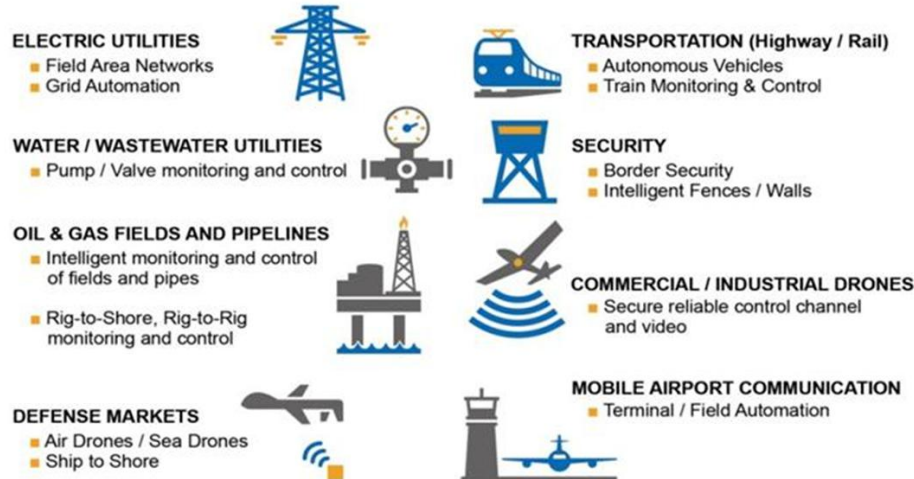
Ondas Holdings Inc. (the “Company”) was originally incorporated in Nevada on December 22, 2014 under the name of Zev Ventures Incorporated. On September 28, 2018, we consummated a reverse acquisition transaction to acquire a privately-held company, Ondas Networks Inc., and changed our name from “Zev Ventures Incorporated” to “Ondas Holdings Inc.” As a result, Ondas Networks Inc. (“Ondas Networks”) became our wholly owned subsidiary and we refer to this transaction as the “Acquisition.” In connection with the closing of the Acquisition, we discontinued the prior business of Zev Ventures as a reseller of sporting and concert tickets and our sole business became that of Ondas Networks. This prospectus reports our business and financial results on a consolidated basis and therefore, the use of the words “we,” “our,” the “Company” and “Ondas Holdings” means Ondas Holdings Inc. and its subsidiaries. Where necessary for clarification purposes, Ondas Holdings, Ondas Networks or Zev Ventures may be used independently.

We design, develop, manufacture, sell and support FullMAX, our multi-patented, state-of-the-art, point-to-multipoint, software-defined radio (SDR) system for secure, licensed, private, wide-area broadband networks. Our customers purchase FullMAX system solutions to deploy wide-area intelligent networks (WANs) for smart grids, smart pipes, smart fields and any other mission critical network that need internet protocol connectivity. We sell our products and services globally through a direct sales force and value-added sales partners to critical infrastructure providers including electric utilities, water and wastewater utilities, oil and gas producers, and for other critical infrastructure applications in areas such as homeland security and defense, and transportation.

Our FullMAX system of wireless base stations, fixed and mobile remote radios and supporting technology is designed to enable highly secure and reliable industrial-grade connectivity for truly mission-critical applications. The target customers for our products operate in critical infrastructure sectors of the global economy. Private cellular networks are typically the preferred choice of these large industrial customers with business operations spanning large field areas. Private networks provide enhanced protection against cyber terrorism, as well as natural and man-made disasters, and the ability for the operator to maintain and control their desired quality of service. Our IEEE 802.16s compliant equipment is designed to optimize performance of unused or underutilized low frequency licensed radio spectrum and narrower channels. A FullMAX wireless network is significantly less expensive to build compared to traditional LTE networks given its ability to optimize the performance of lower cost radio spectrum (non-traditional LTE bands) and provide much greater coverage. In all of our industrial end markets, the adoption of low-cost edge computing and increased penetration of “smart machinery” and sensors is driving demand for next-generation networks for IoT applications such as those powered by FullMAX.



## TARGET INDUSTRIES AND APPLICATIONS



In 2015, Ondas Networks began working closely with the Institute of Electrical and Electronics Engineers (IEEE), the Utilities Technology Council (UTC), the Electric Power Research Institute (EPRI) and leading U.S. electric utilities to develop a new mission critical wireless Industrial Internet standard. Ondas Networks served in a leadership capacity during the development of the new IEEE 802.16s standard for private cellular networks, which was published in the fourth quarter of 2017. The specifications in the IEEE 802.16s standard are primarily based on our FullMAX technology and many of our customers and industrial partners actively supported our technology during the standards-making process. We believe that the standard will be instrumental in driving widespread adoption of the technology by the electric utility and other critical infrastructure industries both in the United States and international markets. Since IEEE 802.16s was published, there has been a significant increase in interest from customers in end markets including oil & gas, water and wastewater, transportation and homeland security. We believe we are currently the only supplier able to offer IEEE 802.16s compliant systems and are actively working with customers and industry partners to help develop and support a multi-vendor MC-IoT industry ecosystem for this standard.

Our FullMAX system of wireless base stations, fixed and mobile remote radios and supporting technology is designed to enable highly secure and reliable Industrial-grade connectivity for truly mission-critical applications. The target customers for our products operate in critical infrastructure sectors of the global economy. We believe that private cellular networks are often the preferred choice of these large industrial customers with business operations spanning large field areas. Private networks can provide enhanced protection against cyber terrorism, as well as natural and man-made disasters, and the ability for the operator to maintain and control their desired quality of service. Our IEEE 802.16s compliant equipment is designed to optimize performance of unused or underutilized low frequency licensed radio spectrum and narrower channels. A FullMAX wireless network is less expensive to build compared to traditional LTE networks given its ability to optimize the performance of lower cost radio spectrum (non-traditional LTE bands) and provide greater coverage. In many of our industrial end markets, we believe that the adoption of low-cost edge computing and increased penetration of “smart machinery” and sensors is driving demand for next-generation networks for IoT applications such as those powered by FullMAX.

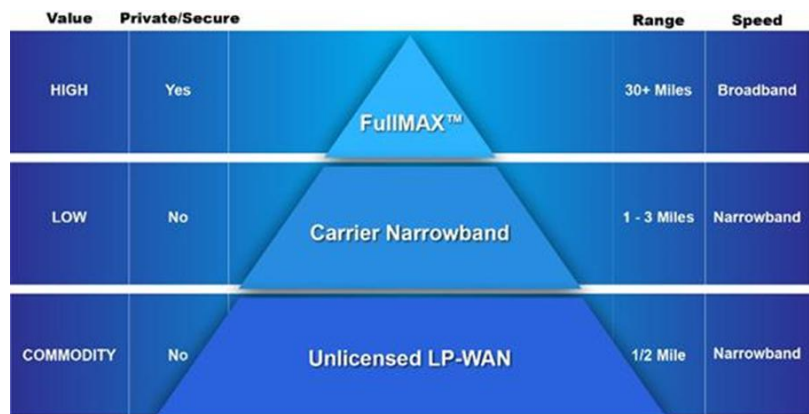
In addition to selling our FullMAX solutions for dedicated private wide area networks, we have begun to offer a mission critical wireless service to industrial customers and municipalities in the form of a Managed Private Network. We currently have demonstration networks in the metropolitan New York area and in Northern California in association with a nationwide spectrum owner. We have deployed, with our spectrum associate, a FullMAX-powered network along the east coast covering the “Route 95 corridor” reaching from eastern Pennsylvania and southern New Jersey and the metropolitan New York network northward up to the metropolitan Boston area. Collectively, these networks cover tens of thousands of square miles in some of the nation’s most strategic economic areas. When fully deployed and operational, this managed service will be priced on a monthly usage basis for our customers.

## Target Customers

The target customers for our products operate in critical infrastructure sectors of the global economy. Private cellular networks are typically the preferred choice of these large industrial customers with business operations spanning large field areas. Private networks provide enhanced protection against cyber terrorism, as well as natural and man-made disasters, and the ability for the operator to maintain and control their desired quality of service. The existing public carrier networks based on LTE technology are designed for mobile consumer usage and are not architected for MC-IoT applications. Wi-Fi-based IoT offerings have similar shortcomings related to security, availability and reliability which are likewise unacceptable for mission-critical functions.

Our FullMAX technology offers a next-generation upgrade path for existing private networks currently managed by our industrial customers. These networks will typically be deployed on the existing tower and backhaul infrastructure owned by our customers reducing incremental infrastructure costs. Ondas networks offer much faster data throughput and more efficient radio frequency utilization relative to existing private networks which are based largely on legacy, proprietary technologies. We believe the IEEE 802.16s standard is an important catalyst for the MC-IoT upgrade cycle as our critical infrastructure customers increasingly prefer standards-based technology. Standards-based solutions offer a deeper ecosystem of suppliers which results in more price and service competition and lower costs. The IEEE 802.16s standard is relevant for many critical infrastructure providers with operations covering large field areas and as such, the market potential is sizeable enough to attract a deep ecosystem of hardware and software solutions providers as well as ancillary service organizations to support our customers.

We believe our FullMAX powered WANs serve the high end of the value chain as compared to mass-market, low-powered, narrowband solutions such as LoRa, Sigfox and NB-IoT technologies which are being offered by public carriers. Our customers require wide-area coverage with broadband speeds and low latency performance for operating environments managed over large field areas, which we can provide cost effectively.



## The Market for our Products

Our FullMAX system of base stations, fixed and mobile remote radios and supporting technology is designed to enable highly secure and reliable Industrial-grade connectivity for truly mission-critical applications. We offer a range of products with different options for narrowband and broadband applications. Our SDR platforms offer flexibility with respect to the radio frequencies in which they operate (ranging from 30 MHz to 6 GHz) and channel size configurations (ranging from 12.5 KHz to 10 MHz).

The global end markets for our MC-IoT solutions are established, large, and we believe poised to grow rapidly given the key role connectivity will play in next generation IoT-type applications. Firms like Cisco Systems, Inc and Gartner, Inc. forecast that there will be billions of connected IoT devices installed by 2020; many of them will be deployed for industrial applications. Dell'Oro Group Inc. estimates that Wide Area IoT spending, including low power WAN deployments which we compete with will reach \$33.0 billion for carriers and infrastructure vendors by 2022, growing approximately 2.5xs from 2017. Ondas Networks is leveraging its industry expertise and FullMAX technology to develop an enhanced range of products to capitalize on this burgeoning opportunity and is poised to become the leading supplier of private cellular network products. In many of our industrial end markets, we believe the adoption of low-cost edge computing and increased penetration of “smart machinery” is driving demand for next-generation networks for IoT applications such as those powered by FullMAX.

According to research firm MarketsandMarkets, worldwide spending on communications by the electric utility sector should grow over 15% per year and are expected to reach \$15.4 billion annually by 2021. This growth is being driven by distributed and renewable power generation projects and regulatory requirements for secure and reliable power generation and distribution as the industry deals with aging infrastructure. Market forecasts for oil & gas producers, water and wastewater utilities, homeland security, transportation and other critical infrastructure segments are similarly large. For example, MarketsandMarkets forecasts that spending on oilfield communications will reach \$4.5 billion by 2022, which would represent an annual growth of 7.9% from today. In addition, the US Railroad sector is expected to spend over \$10.0 billion in aggregate by 2020 to fully implement Positive Train Control (PTC) functions as required by federal regulations according to the American Association of Railroads.

## **Our Products and Services**

Ondas Networks' FullMAX Base Station and Remote radios are deployed by our customers to create wide-area wireless communication networks. A FullMAX network provides end-to-end IP connectivity, allowing utilities to extend their secure corporate networks into the far reaches of their service territories.

FullMAX radios include a variety of security measures to protect the network against cyber terrorist attacks, and to safeguard critical assets and information.

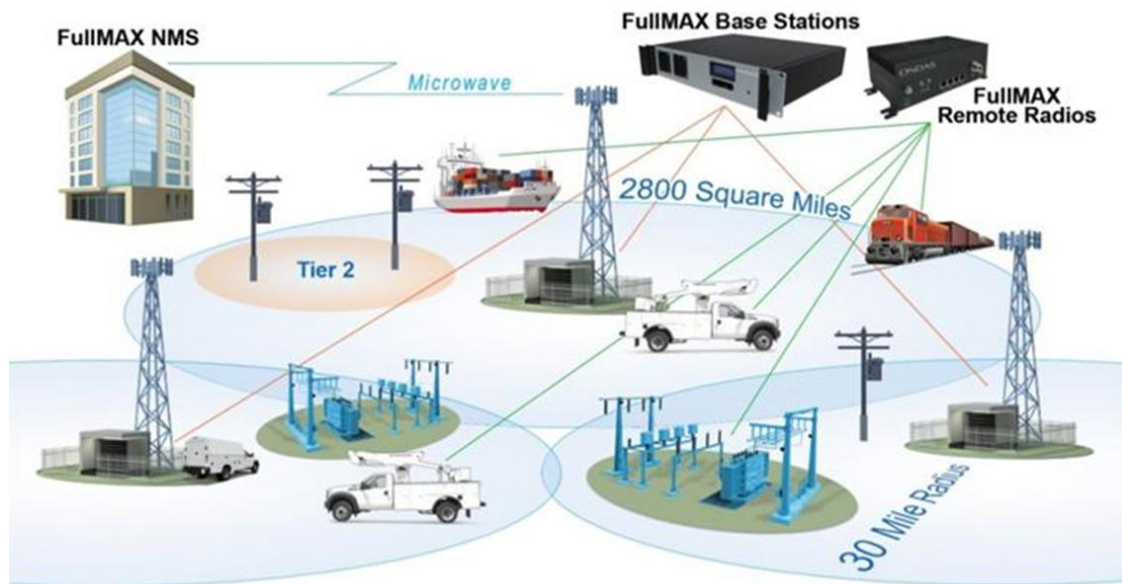
FullMAX radios are frequency agile and may be deployed in a wide variety of channel sizes, operating in any frequency between 30 MHz and 6 GHz.

FullMAX radios use a SDR platform to implement standard versions of the IEEE 802.16 protocol, including Mobile WiMAX and the new 802.16s amendment which supports narrower channels.

The FullMAX SDR platform also supports extensions to provide further flexibility and performance beyond the standard implementations.

FullMAX radios can operate at high transmit power (up to 20 watts) at both the Base Station and Remote sites providing fixed and mobile data connectivity up to 30 miles from the tower site. This results in up to 2,800 square miles of coverage from a single FullMAX tower compared with the 28 square miles typically supported by other 4G technologies. This dramatically reduces the infrastructure cost of building and operating a private cellular network. For example, to cover a territory of over 10,000 square miles may require only four FullMAX towers compared with more than 350 typical 4G towers, depending on the topography of the region.

We provide a variety of services associated with the sale of our FullMAX products including network design, RF planning, product training and spectrum consulting. We generate annual recurring revenue from maintenance agreements to provide customers with technical support, extended hardware warranties and software services — including software fixes, upgrades and new features.



### FullMAX Network Architecture

#### **Our Growth Strategy**

Our goal is to be a global leader in providing wireless connectivity solutions enabling mission-critical Industrial Internet applications and services. We intend to leverage our FullMAX technology and the IEEE 802.16s standard to achieve this goal. We plan to go “Deep and Wide” in the marketing of our connectivity solutions into global critical infrastructure end markets. Our strategy is to deeply penetrate our traditional end markets, including electric and water utilities while continuing the expansion of our distribution and support capabilities into new vertical end markets such as we have recently done in the oil & gas and transportation sectors.

The key elements of our growth strategy include the following:

- **Expand our Global Customer Sales and Field Support organization.** To penetrate our targeted critical infrastructure end markets, we intend to continue to grow our customer sales and field support capabilities by recruiting and hiring personnel with relevant industry expertise. We currently have 26 people in sales and support functions and, we expect to recruit and hire additional talent in these functional areas by the end of 2019. These employees are staffed out of our Sunnyvale headquarters and our Chengdu headquarters in China. We also have smaller regional offices located in Massachusetts, North Carolina and Washington, D.C. targeting specific vertical end markets including electric utilities, oil and gas, and transportation. We also intend to expand our third-party distribution efforts by entering into additional value-added reseller agreements.
- **Promote the development of a multi-vendor ecosystem in support of IEEE 802.16s.** Through our market development efforts, we plan to engage with established communications hardware and software vendors and open our technology platform to them via OEM or licensing arrangements. To further our ecosystem development efforts, we also plan to pursue partnerships and joint ventures with value-added technology providers including IoT software platform providers or manufacturers of industrial sensors or smart machinery in need of next-generation enabling connectivity solutions.

- **Develop new products to continuously improve our customer value.** We expect to introduce two new hardware platforms, Jupiter and Mars, over the next two quarters. These platforms provide enhanced functionality for bay station applications. In addition, we are developing our Mercury remote radio which will address the burgeoning MC-IoT market for high volume, lower cost endpoint radios. The Mercury radios are integrated into our FullMAX private network solutions, are compliant with IEEE 802.16s requirements and can be utilized in both Tier 1 and Tier 2 network configurations. We expect to release our Mercury radios in the third quarter of 2019.
- **Expand mainland China operations.** We have established a subsidiary in China to grow our marketing and business development activities in China to market our wireless broadband solutions and standards-based technology to critical infrastructure sectors within China and throughout Asia. Marketing and customer support activity is planned to be executed via a mixture of direct sales and third-party relationships that we are currently exploring. In addition, we plan to supplement our production capabilities by further developing our components supply chain and assembly and test capabilities in China to produce FullMAX systems for both domestic customers and export from China.
- **Continue to lower product manufacturing costs to drive customer value and enhance our profitability.** We currently use best in class outsourced contract manufacturing while leveraging our internal product design and development capabilities. We expect to secure lower component costs via the further development of our supply chain in Asia for high volume production. In addition, we plan to develop internal capabilities for product assembly and testing in China. Certain target markets (e.g. government and security) may require domestic manufacturing and/or final assembly in local markets. Using discrete, portable manufacturing packages will allow us to retain this option.
- **Expand our MC-IoT capabilities via partnerships, joint ventures or acquisitions.** In addition to internal investment and development, we plan to actively pursue external opportunities to enhance our product offerings and solutions for our critical infrastructure customers via joint ventures, partnerships and acquisitions. This activity is planned to be focused on companies with complementary technologies or product offerings or synergistic distribution strategies.

### Sales and Marketing

We generate sales leads and new customers through direct sales efforts, third-party resellers, customer referrals, consultant referrals, trade show attendance, general marketing efforts and public relations.

After basic qualification of the prospect, the typical sales process starts with the customer supplying us with key information regarding their network assets including the location of their existing radio tower sites and the remote locations where they require data connectivity. We use this information to generate radio frequency coverage maps based on our FullMAX technology. This information is formatted into a proposal which is then reviewed with the customer to determine the suitability of our solution. The next step typically involves a customer paid onsite lab evaluation of our products during which the customer tests for basic functionality, security and application compatibility. This is typically followed by a live, real world outdoor test in which the customer purchases additional equipment to communicate with a representative number of utility infrastructure control points.

Following the successful evaluation of the FullMAX product in a pilot network, the customer may choose, or be required, to complete a Request for Proposal (RFP) or Request for Quotation (RFQ) process to address the requirements of their entire network. We have participated in many such processes and have developed an extensive library of material and processes for responding effectively and efficiently in a timely manner.

If we are selected, we typically enter into contract negotiations with the customer based on our standard terms and condition of sale, software licensing agreement and warranty policy. The customer then generates a purchase order and we commence fulfillment of the order. Many purchase orders allow for or require phased delivery of products over several months or years.

Many of our customers are conservative in their decision-making process. Sales cycles for new customers can vary from one to three years depending on the complexity of the customer's network, whether the customer is subject to state regulations, and annual budget cycles. We believe that the sales cycle will shorten as we build our market presence with successful FullMAX deployments which will serve as reference customers and as the IEEE 802.16s multi-vendor ecosystem develops.

## **Manufacturing, Availability and Dependence upon Suppliers**

We design the printed circuit boards and enclosures for our radios and maintain the bill of materials for all of the products we manufacture. A Bill of Materials (BOM) is a list of the raw materials, sub-assemblies, intermediate assemblies, sub-components, parts and the quantities of each needed to manufacture an end product. The physical manufacturing of FullMAX circuit boards is outsourced to best-in-class industrial contract manufacturers. The contract manufacturer is responsible for sourcing the majority of components in the BOM, assembling the components onto the printed circuit boards and then delivering the final boards to us. Once at our facility, the boards are tested, then placed into enclosures and programmed with the appropriate software. The radios are then configured according to the requirement of the network and run through system level tests before being packaged and shipped to the customer.

We have elected to outsource manufacturing in order to allow us to focus on designing, developing and selling our products. Furthermore, outsourced manufacturing allows us to leverage the economies of scale and expertise of specialized outsourced manufacturers, reduce manufacturing and supply chain risk and distribution costs. We maintain multiple contract manufacturers, both domestically and internationally, to ensure competitive pricing and to reduce the risk from a single manufacturer.

## **Customer Support**

We supply our customers with installation manuals, user guides and system documentation as well as onsite training customized to their specific needs. We are also capable of supporting installation and commissioning services either internally or, for extensive projects, through subcontracted third-party specialists.

We provide remote support to our customers including radio configuration assistance, hardware and software troubleshooting, software updates and software enhancements. The original purchase price of all FullMAX radios includes a one-year hardware warranty and software maintenance plan. After one year, in order to continue their hardware warranty and software maintenance, the customer enters into an Annual Support Agreement with us, the cost of which is based on the total value of our products deployed — typically ranging from 10-15% of the current selling price.

## **Product Development**

We retain a dedicated team of software and hardware engineers that are responsible for developing and maintaining various aspects of our FullMAX technology. The core technology is based on state-of-the-art digital signal processing (DSP) chipsets, field programmable gate arrays (FPGAs), and general-purpose processors. In wireless nomenclature, this concept is referred to as SDR technology.

We believe FullMAX is one of the most flexible SDRs for private WANs on the market today. It can be viewed in contrast to most other commercial wireless technologies (e.g. LTE, Wi-Fi, etc.) which are based on dedicated communications chipsets with very limited flexibility. We have purposely designed the technology with a wide range of flexibility given the current and evolving requirements of industrial field area data networks. Specifically, there is the need to accommodate legacy protocols that predate Internet Protocol (IP) and Ethernet while also supporting some of the most advanced protocols in the world including multiprotocol label switching (MPLS). Our flexible hardware and software radio architecture ensures we can support the entire range of protocols as our customers evolve their networks and applications.

Our SDR technology also provides our customers with unmatched flexibility with respect to radio spectrum frequency bands and channel sizes. Our FullMAX radios work in frequency bands ranging from 30 MHz to 6 GHz and in channel sizes from 12.5 kHz to 10 MHz. This flexibility is intended to allow our customers to repurpose their existing underutilized spectrum assets or access new licensed radio spectrum at a lower cost.

FullMAX radios have three major software components: (i) general embedded Linux-based software, (ii) DSP software, and (iii) FPGA software. FullMAX Base Stations and Remote radios have distinct software packages which combine these three components. Also, different computer software tools are used to develop the source code for each of the components. Hardware design and development is completed using standard computerized hardware design tools.

Our product design process begins with detailed requirements supplied from current and prospective customers. These inputs then flow into our development roadmap which is divided into six, 12 and 36-month plans. A majority of our ongoing development is software related which includes the following development process: (i) requirements specification, (ii) high level design, (iii) detailed design, (iv) coding, (v) unit test, (vi) integration tests, (vii) lab verification tests, and (viii) outdoor deployment verification.

FullMAX is available via three hardware platforms which include Venus, as well as Jupiter and Mars which were both introduced in 2019. Our Venus hardware platform is offered as both a remote radio and base station. Venus offers transmit power up to four (4) watts. The Jupiter platform offers enhanced processing power combined with two (2) four-watt power amplifiers. Our Mars hardware platform is our highest transmit power radio platform with up to 100 watts power. Both Jupiter and Mars are targeted toward customer Base Station applications and are interoperable with Venus remote radios.

Our new ruggedized outdoor platform, Neptune, is at an advanced stage of development and will be productized based on customer demand. Neptune has the same functionality as the Venus platform but is designed to be IP65 compliant for outdoor operation and to sustain extreme shock and vibration according to the U.S. military standard MIL STD-810.

We have various development programs in place to enable multi-input and multi-output (MIMO) functionality for the Venus, Jupiter and Mars platforms with various projects expected to be completed in each of the first three quarters of 2019.

Our FullMAX technology is currently a single-tier (Tier 1) point-to-multi-point broadband wireless system. Our FullMAX topology evolution includes the development of our Mercury product, a low-cost end point designed for licensed MC-IoT communication in either a first tier or second tier networks installation. The Venus platform will be used as the concentrator of the second tier. In a two-tier topology, the Tier 2 system will be aggregated via a Tier 1 Remote Station. We expect to have the Tier 2 network elements available for customer deployments in the third quarter of 2019.

## **Research & Development**

Our ability to develop state-of-the-art and cost-effective solutions relative to our competitors can only be achieved through our continued research and development efforts. Our research and development activities are headed by Menashe Shahar, our Chief Technology Officer, based in our Sunnyvale, California headquarters. Mr. Shahar is a co-founder of the Company and has over 30 years of telecommunications system development experience, including the design and implementation of broadband wireless data systems for top tier system integrators and service providers including WorldCom, Nortel and ADC. Mr. Shahar has been awarded multiple patents in the data communications industry and has been an active participant in major wireless standardization activities including IEEE 802.16. In addition to internal research and development efforts, we also engage third-party consultants to assist us in our research and development activities.

Our research and development team works closely with our customer support team, and incorporates feedback from our customers into our product development plans to improve our products and address emerging market requirements.

Our research and development expenses were \$1,661,419 and \$137,181 for the three months ended March 31, 2019 and 2018, respectively. Our research and development expenses were \$3,076,502 and \$1,002,625 for the years ended December 31, 2018 and 2017, respectively.

## **Intellectual Property**

We rely primarily on patent, trademark and trade secret laws to protect our proprietary technologies and intellectual property. As of this filing, we held a total of four issued patents in the U.S. and nine pending patent applications worldwide. Our patents expire between 2029 and 2036, subject to any patent extensions that may be available for such patents. Our intellectual property centers around creating and maintaining robust, private, highly secure, broadband industrial wireless networks using our FullMAX radio technology for our mission critical customers' networks. We view our patents as a key strategic advantage as the markets for industrial wireless connectivity grows and as these industries move to standardized solutions and will enable us to earn licensing fees and/or royalties for the use of our patents.

We have a policy of requiring prospective business partners to enter into confidentiality and non-disclosure agreements (NDAs) before disclosure of any of our confidential or proprietary information.

## Seasonality

We do not believe that the industry in which we compete is subject to seasonal sales fluctuation; however, we do recognize that a typical sales cycle for new customers may take from one to three years depending on the complexity of their network and whether the customer is subject to state regulations and/or annual budget cycles.

## Dependence on a Single Customer

Because we have only recently invested in our customer service and support organization, a small number of customers have accounted for a substantial amount of our revenue. During the year ended December 31, 2018, two customers accounted for approximately \$145,000 and \$32,000 of our revenue or 76% and 17%, respectively. No other customers provided more than 10% of our revenue during 2018. During the year ended December 31, 2017, three customers accounted for approximately \$156,000, \$50,000 and \$41,000 of our revenue or 51%, 18% and 15%, respectively. No other customers provided more than 10% of our revenue during 2017. The loss of either of these customers could have a material impact on our business results of operations, at least in the short term.

## Competition

We compete with alternatives to wireless technology, public cellular data networks and private wireless networking products from other manufactures. We believe that each of these competing solutions has core weaknesses when compared to FullMAX.

Non-wireless technologies:

- Leased Phone Lines – Analog lines are being retired by the phone companies and are not being replaced by new digital lines, especially where the grid assets are located.
- Power Line Carrier – The transmit speeds supported by this technology are typically too low to meet the data rates of new applications. Furthermore, the service may not be available if there is an interruption in the grid (e.g. downed power lines); often the situation when communication is mission critical.
- Private Fiber – Fiber is a point-to-point technology which has many points of failure (e.g. accidental or malicious fiber cuts) and security vulnerabilities (e.g. tapping). Underground fiber is cost prohibitive in most cases and above ground is susceptible to the same failures as downed power lines.

Alternate technologies:

- Satellite Technologies — These technologies provide good coverage, but throughput is limited and latency is too high to support mission-critical applications for our customers. These technologies can be very costly as compared to our products and systems.
- Low-Power Wide Area Networks (LP-WANs) — LP-WAN solutions such as LoRa, Sigfox and NB-IoT are architected with lower power, the purpose of which is to make these typically sensor-based networks lower-cost solutions. The low powered equipment means these systems have lower throughput and higher latency and are not reliable for mission-critical applications that require both monitoring and control functions

Public cellular data networks:

- Public networks are vulnerable to cyber security attacks from anywhere in the world including denial of service attacks; private networks can operate independent of the public internet.
- Public networks are susceptible to prolonged outages during man-made and natural disasters (e.g. 9/11, Hurricane Sandy, etc.), exactly when utilities and mission critical entities require the greatest reliability.
- Public networks are typically designed for population coverage rather than the geographic areas required by critical infrastructure providers, which often include remote locations.



- Public networks are by definition oversubscribed, shared networks without the necessary prioritization service to support mission critical applications.
- Public networks typically use shared infrastructure including tower sites and long-haul fiber connections resulting in vulnerabilities at many points.
- Public networks are designed to support high capacity downloading and streaming applications with limited upload bandwidth available. Utilities typically require the reverse traffic flow, often uploading data from a large number of remote locations.

Other private wireless products:

- Unlicensed Point to Multipoint Wireless (e.g. Wi-Fi) — This equipment is very inexpensive to purchase but is subject to interference, has many security vulnerabilities, uses a contention-based protocol and transmits only over short range. Deploying Wi-Fi over wide areas is cost prohibitive.
- Private Licensed Narrowband Wireless Radios — These networks can provide good coverage and range but are typically too slow and lack sufficient bandwidth to support new applications and the increased number of data connections required.

### **Legal Proceedings**

From time to time, we may become involved in various lawsuits and legal proceedings that arise in the ordinary course of business. Litigation is subject to inherent uncertainties and an adverse result in these or other matters may arise from time to time that may harm our business. We are not currently involved in any legal proceeding or investigation by a governmental agency that we believe will have a material adverse effect on our business, financial condition or operating results.

### **Governmental Regulations**

Our operations are subject to various federal, state and local laws and regulations including:

- Authorization from the Federal Communications Commission (FCC) for operation in various licensed frequency bands,
- customers' licenses from the FCC,
- licensing, permitting and inspection requirements applicable to contractors, electricians and engineers,
- regulations relating to worker safety and environmental protection,
- permitting and inspection requirements applicable to construction projects,
- wage and hour regulations,
- regulations relating to transportation of equipment and materials, including licensing and permitting requirements,
- building and electrical codes; and
- special bidding, procurement and other requirements on government projects.

We believe we have all the licenses materially required to conduct our operations, and we are in substantial compliance with applicable regulatory requirements. The operation of our manufactured products by our customers (network providers and service providers) in the U.S. or in foreign jurisdictions in a manner not in compliance with local law could result in fines, business disruption, or harm to our reputation. The changes to regulatory and technological requirements may also alter our product offerings, impacting our market share and business. Failure to comply with applicable regulations could result in substantial fines or revocation of our operating licenses, or could give rise to termination or cancellation rights under our contracts or disqualify us from future bidding opportunities.

### **Employees**

As of March 31, 2019, we have 40 full-time employees. Additionally, from time to time, we may hire temporary employees. We also utilize contractors to manufacture components for certain research and development and for system deployment functions. None of our employees are covered by a collective bargaining agreement and we are unaware of any union organizing efforts. We have never experienced a major work stoppage, strike or dispute.

## Properties

Our corporate headquarters for Ondas Holdings and operational headquarters for Ondas Networks is located at 165 Gibraltar Court in Sunnyvale, CA. On October 30, 2018, Ondas Networks entered into a sublease with Texas Instruments Sunnyvale Incorporated for the sublet of these corporate and operational headquarters, representing approximately 21,982 square feet. The sublease expires on February 28, 2021 and we have no option to renew or extend the sublease under its terms. We pay base rent of approximately \$28,577 per month plus additional monthly fees to cover operating expenses, certain legal fees, and personal property taxes associated with the premises. Upon execution of the sublease, we delivered a security deposit to be held in trust equal to one month's base rent.

Our headquarters were previously located at 687 N. Pastoria Avenue in Sunnyvale, California where we lease approximately 6,000 square feet under a lease that expires in December 2020. The aggregate monthly lease payment for this location is approximately \$13,500 for 2019 and \$15,200 for 2020. We intend to sublease this location for the remainder of that lease term.

We also have a combined office and laboratory facility for approximately 15,200 square feet in China, located in the high-tech district of Chengdu, the capital city of Sichuan province. On June 15, 2018, effective June 1, 2018, Ondas Networks entered into a five-year lease agreement expiring May 31, 2023, with a base monthly lease payment ranging from approximately \$9,200 to \$9,700 US. Upon execution of the lease, the first three months were free and we paid \$28,000 US in advance for the second three months. The base monthly lease payment for the period from June 1, 2018 through April 30, 2020 is approximately \$9,200 US. The base monthly lease payment for the period from May 1, 2020 through May 31, 2023 is approximately \$9,700 US. We also pay a monthly management fee of approximately \$1,800 US.

We believe that our offices and facilities are sufficient for our current needs.

## Subsidiaries

We have two wholly owned subsidiaries, Ondas Networks Inc., a Delaware corporation, which is our operating company, and FS Partners (Cayman) Limited, a Cayman Islands limited liability company. We have two majority owned subsidiaries, Full Spectrum Holding Limited, a Cayman Islands limited liability company, and Ondas Network Limited, a company registered to do business in China. Full Spectrum Holding Limited owns 100% of Ondas Network Limited, a company registered to do business in China. Both FS Partners (Cayman) Limited and Full Spectrum Holding Limited were formed for the purpose of beginning operations in China.

## Corporate Information

We are a Nevada corporation. Our corporate headquarters and operation facilities are located at 165 Gibraltar Court, Sunnyvale, CA 94089. Our telephone number is (888) 350-9994 and our fax number is (408) 300-5750. We maintain a website at <http://www.ondas.com>.

### *Corporate Overview of Ondas Holdings Inc.*

Ondas Holdings Inc. was originally incorporated in Nevada on December 22, 2014 under the name Zev Ventures Incorporated. On September 28, 2018, we consummated a reverse acquisition transaction to acquire a privately-held company, Ondas Networks Inc., and changed our name from "Zev Ventures Incorporated" to "Ondas Holdings Inc." As a result, Ondas Networks Inc. became our wholly-owned subsidiary. We refer to this transaction as the "Acquisition." In connection with the closing of the Acquisition, we discontinued the prior business of Zev Ventures as a reseller of sporting and concert tickets and our sole business became that of Ondas Networks.

### *Corporate Overview of Ondas Networks Inc.*

Ondas Networks was originally incorporated in Delaware on February 16, 2006 under the name Full Spectrum Inc. On August 10, 2018, the name was changed to Ondas Networks Inc.

Ondas Networks' wireless networking products are applicable to a wide range of mission critical operations that require secure communications over large geographic areas. We provide wireless connectivity solutions enabling mission-critical Industrial Internet applications and services. We refer to these applications as the Mission-Critical Internet of Things (MC-IoT).

## Available Information

Our annual reports on Form 10-K, quarterly reports on Form 10-Q, current reports on Form 8-K and amendments to such reports filed or furnished pursuant to section 13(a) or 15(d) of the Securities Exchange Act of 1934, as well as section 16 reports on Form 3, 4, or 5, are available free of charge on our website at <http://www.ondas.com> as soon as it is reasonably practicable after they are filed or furnished with the SEC. Our Code of Business Conduct and the charters for the Audit Committee, the Compensation Committee and the Nominating and Corporate Governance Committee of our Board of Directors are also available on our website. The Code of Business Conduct and charters are also available in print to any stockholder upon request without charge. Requests for such documents should be directed to Eric Brock, Chief Executive Officer, at 165 Gibraltar Court, Sunnyvale, CA 94089. Our Internet website and the information contained on it or connected to it are not part of, or incorporated by, reference into Registration Statement on Form S-1 and accompanying prospectus. Our filings with the SEC are also available on the SEC's website at <http://www.sec.gov>.

## MANAGEMENT

The following table sets forth information on our executive officers and directors as of the filing of this Report. The terms of service for each of our directors expires at our next annual meeting of stockholders or until their successors are duly elected and qualified. We do not have any promoters or control persons.

Name	Age	Position
Eric A. Brock	49	Chairman and Chief Executive Officer
Stewart Kantor	56	Director, President, Chief Financial Officer, Treasurer and Secretary
Richard M. Cohen	68	Director
Richard H. Silverman	79	Director
Derek Reisfield	56	Director

### Family Relationships

There are no family relationships between our officers and members of our Board of Directors.

### Business Experience of Directors and Executive Officers

The business experience of each of our directors and executive officers follows.

#### **Executive Officers**

##### *Eric A. Brock – Chairman of the Board and Chief Executive Officer*

Mr. Brock was elected as one of our directors and was appointed as our President, Chief Executive Officer, Chief Financial Officer, Secretary and Treasurer on June 28, 2018. On September 28, 2018, following the completion of the Acquisition, he was appointed Chairman of the Board of Directors and resigned from the positions of President, Chief Financial Officer, Secretary and Treasurer. Mr. Brock also serves as Chairman of the Board of Directors and Chief Executive Officer of Ondas Networks Inc. since September 28, 2018. Mr. Brock is an entrepreneur with over 20 years of global banking and investing experience. He served as a founding Partner and Portfolio Manager with Clough Capital Partners, a Boston-based investment firm from 2000 to 2017. Prior to Clough, Mr. Brock was an investment banker at Bear, Stearns & Co. and an accountant at Ernst & Young, LLP. Mr. Brock holds an MBA from the University of Chicago and a BS from Boston College. Our board of directors believes that Mr. Brock's experience in the public markets qualify him to serve as a director of our company.

##### *Stewart Kantor – Director, President, Chief Financial Officer, Treasurer and Secretary*

Mr. Kantor was elected as one of our directors and was appointed as our President, Chief Financial Officer, Treasurer and Secretary on September 28, 2018 following the completion of the Acquisition. Mr. Kantor is a co-founder of Ondas Networks Inc. and had served as its Chief Executive Officer since inception on February 16, 2006 until the completion of the Acquisition. He now serves as President, Chief Financial Officer, Treasurer and Secretary of Ondas Networks Inc. Mr. Kantor brings 27 years of experience in the wireless industry including senior level positions in business and product development, marketing and finance at AT&T Wireless, BellSouth International and Nokia Siemens Networks. Since 2004, Mr. Kantor has focused exclusively on the development of private wireless data network technology for mission critical industries including electric utilities, oil & gas companies and the transportation industries. Mr. Kantor obtained his B.A. in Political Science from Columbia University in 1984 and an MBA in Finance from the Wharton School in 1991. We believe Mr. Kantor's industry background and experience makes him well qualified to serve on our Board.

#### **Non-Management Directors**

##### *Richard M. Cohen – Director*

Mr. Cohen was elected as a director of Ondas Holdings Inc. on September 28, 2018. Previously, he had served as a member of the board of directors of Ondas Networks Inc. since April 2016. He has been the President of Richard M Cohen Consultants since 1995, a company providing financial consulting services to both public and private companies. From March 2012 to July 2015, he was the Founder and Managing Partner of Chord Advisors, a firm providing outsourced CFO services to both public and private companies. From May 2012 to August 2013, he was the Interim CEO and member of the Board of Directors of CorMedix Inc. (NYSE: CRMD). From July 2008 to August 2012, Mr. Cohen was a member of the Audit Committee of Rodman and Renshaw, an investment banking firm. From July 2001 to August 2012, he was a partner with Novation Capital until its sale to a private equity firm. Mr. Cohen holds a BS with honors from the University of Pennsylvania (Wharton), an MBA from Stanford University and a CPA from New York State. He is considered an expert to Chair the Audit Committee of a publicly traded company. We believe that Mr. Cohen's educational background and financial experience supporting publicly traded companies including as a CEO and Board Member of a public traded company on the New York Stock Exchange makes him well qualified to serve on our Board of Directors.

*Richard H. Silverman – Director*

Mr. Silverman was elected as a director of Ondas Holdings Inc. on September 28, 2018. Previously, he had served as a member of the board of directors of Ondas Networks Inc. since April 2016. Mr. Silverman is a well-recognized and respected professional in the energy industry, in Arizona and on a national level. He is past Chair of the board of directors for the Electric Power Research Institute; past Chair and former steering committee member of the Large Public Power Council; and former executive committee member of the board of directors for the American Public Power Association. Since August 2011, Mr. Silverman has been Of Counsel at Jennings, Strouss & Salmon, PLC, where he focuses his practice on energy law. Prior to joining the firm, he served as General Manager of Salt River Project (SRP) from 1994 to 2011. Mr. Silverman holds a Juris Doctor from the University of Arizona and B.A. in Business from the University of Arizona. We believe Mr. Silverman’s prior experience as general manager of Salt River Project, one of the nation’s largest public power utilities serving approximately 1 million customers in the metropolitan Phoenix area, will help the Company navigate strategic issues in the rapidly changing electric utility industry with specific knowledge of the impact of renewables like solar energy on the electric grid and makes him well qualified to serve on our Board of Directors.

*Derek Reisfield – Director*

Derek Reisfield was elected as a director of Ondas Holdings Inc. on September 28, 2018. Previously, he had served as a member of the board of directors of Ondas Networks Inc. since April 2016. From December 2018 to the present, he has also served as an independent business consultant. From 2015 to December 2018, Mr. Reisfield served as Vice President, Strategy and Business Development of MetaRail, Inc. (formerly, Wayfare Interactive Technologies, Inc.), a company that provides commerce search capabilities to digital publishers and marketers. In 2008, Mr. Reisfield co-founded BBN Networks, LLC, formerly known as BBN Networks, Inc., a digital advertising and marketing solutions company focused on the B2B sector, where he served as Chief Executive Officer until 2014 and as Chairman until 2015. Mr. Reisfield was Executive Vice President of Fliptrack, Inc., a social mobile gaming company, from 2007 to 2008. He was an independent consultant from 2002 to 2007 working with digital startups and large consumer oriented companies facing digital threats and opportunities. He was Co-Founder and Managing Principal of i-Hatch Ventures, LLC from 1999-2001, Co-Founder, Vice Chairman and Executive Vice President of Luminant, Inc., a digital financial and business news and information company, from 1999-2000, Co-Founder and Chairman of Marketwatch from 1997-1998, President CBS New Media from 1997-1998, Vice President, Business Development of CBS, 1996-97, Director of Strategic Management CBS and its predecessor Westinghouse Electric Corporation, Inc. 1996-1997. Prior to that, Mr. Reisfield was the Co-Founder of the Media and Telecommunications Practice of Mitchell Madison Group, LLC, a management consultancy and a leader of the Media and Telecommunications practice of McKinsey & Company, Inc. a management consultancy. He has served on several public corporation boards. Mr. Reisfield is a director emeritus of the San Francisco Zoological Society. Mr. Reisfield holds a BA from Wesleyan University, and an AM in Communications Management from the Annenberg School of Communications of USC in 1986. We believe Mr. Reisfield’s experience in senior leadership positions at both privately held and publicly traded technology companies, including holding board positions in corporate governance, make him a well-qualified candidate to serve on our Board of Directors.

Other Directorships

Other than as indicated within this section at Business Experience, none of our directors hold or have been nominated to hold a directorship in any company with a class of securities registered pursuant to Section 12 of the Exchange Act (the “Act”) or subject to the requirements of Section 15(d) of the Securities Act of 1933, or any company registered as an investment company under the Investment Company Act of 1940.

## Committees of the Board

### *Audit Committee*

Our audit committee reviews our internal accounting procedures and consults with and reviews the services provided by our independent registered public accountants. Our audit committee consists of three directors, Messrs. Cohen, Silverman and Reisfield, and our board of directors has determined that each of them is independent within the meaning of listing requirements of the NYSE American and the independence requirements contemplated by Rule 10A-3 under the Securities Exchange Act of 1934, as amended, or the Exchange Act. Mr. Cohen is the chairman of the audit committee and our board of directors has determined that Mr. Cohen is an “audit committee financial expert” as defined by SEC rules and regulations implementing Section 407 of the Sarbanes-Oxley Act. Our board of directors has determined that the composition of our audit committee meets the criteria for independence under, and the functioning of our audit committee complies with, the applicable requirements of the Sarbanes-Oxley Act, NYSE American listing requirements and SEC rules and regulations. We intend to continue to evaluate the requirements applicable to us and to comply with the future requirements to the extent that they become applicable to our audit committee. The principal duties and responsibilities of our audit committee include:

- appointing and retaining an independent registered public accounting firm to serve as independent auditor to audit our financial statements, overseeing the independent auditor’s work and determining the independent auditor’s compensation;
- approving in advance all audit services and non-audit services to be provided to us by our independent auditor;
- establishing procedures for the receipt, retention and treatment of complaints received by us regarding accounting, internal accounting controls, auditing or compliance matters, as well as for the confidential, anonymous submission by our employees of concerns regarding questionable accounting or auditing matters;
- reviewing and discussing with management and our independent auditor the results of the annual audit and the independent auditor’s review of our quarterly financial statements; and
- conferring with management and our independent auditor about the scope, adequacy and effectiveness of our internal accounting controls, the objectivity of our financial reporting and our accounting policies and practices.

### *Compensation Committee*

Our compensation committee reviews and determines the compensation of all our executive officers. Our compensation committee consists of three directors, Messrs. Cohen, Silverman and Reisfield, each of whom is a non-employee member of our board of directors as defined in Rule 16b-3 under the Exchange Act and independent within the meaning of listing requirements of the NYSE American. Mr. Reisfield is the chairman of the compensation committee. Our board of directors has determined that the composition of our compensation committee satisfies the applicable independence requirements under, and the functioning of our compensation committee complies with the applicable listing requirements of the NYSE American and SEC rules and regulations. We intend to continue to evaluate and intend to comply with all future requirements applicable to our compensation committee. The principal duties and responsibilities of our compensation committee include:

- establishing and approving, and making recommendations to the board of directors regarding, performance goals and objectives relevant to the compensation of our chief executive officer, evaluating the performance of our chief executive officer in light of those goals and objectives and setting, or recommending to the full board of directors for approval, the chief executive officer’s compensation, including incentive-based and equity-based compensation, based on that evaluation;
- setting the compensation of our other executive officers, based in part on recommendations of the chief executive officer;
- exercising administrative authority under our stock plans and employee benefit plans; and
- establishing policies and making recommendations to our board of directors regarding director compensation

### **Nominating and Corporate Governance Committee**

The nominating and corporate governance committee consists of three independent directors, Messrs. Cohen, Silverman and Reisfield. Mr. Cohen is the chairman of the nominating and corporate governance committee.

Our board of directors has determined that the composition of our nominating and corporate governance committee satisfies the applicable independence requirements under, and the functioning of our nominating and corporate governance committee complies with the applicable listing requirements of the NYSE American and SEC rules and regulations. We will continue to evaluate and will comply with all future requirements applicable to our nominating and corporate governance committee. The nominating and corporate governance committee's responsibilities include:

- assessing the need for new directors and identifying individuals qualified to become directors;
- recommending to the board of directors the persons to be nominated for election as directors and to each of the board's committees;
- assessing individual director performance, participation and qualifications;
- developing and recommending to the board corporate governance principles;
- monitoring the effectiveness of the board and the quality of the relationship between management and the board; and
- overseeing an annual evaluation of the board's performance.

#### **Code of Business Conduct and Ethics for Employees, Executive Officers and Directors**

We have adopted a Code of Business Conduct and Ethics, or the Code of Conduct, applicable to all of our employees, executive officers and directors. The Code of Conduct is available on our website at [www.ondas.com](http://www.ondas.com). The audit committee of our board of directors is responsible for overseeing the Code of Conduct and must approve any waivers of the Code of Conduct for employees, executive officers and directors. In addition, we intend to post on our website all disclosures that are required by law concerning any amendments to, or waivers from, any provision of the Code of Conduct. All of our directors, executive officers and employees are required to certify in writing their understanding of and intent to comply with the Code.

#### **Section 16(a) Beneficial Ownership Reporting Compliance**

Section 16(a) of the Exchange Act requires that our directors, executive officers and persons who beneficially own 10% or more of our common stock file with the Securities and Exchange Commission initial reports of ownership and reports of changes in ownership of our common stock and our other equity securities. To our knowledge, based solely on a review of the copies of such reports furnished to us and written representations that no other reports were required, our directors, executive officers and greater than 10% beneficial owners complied with all such applicable filing requirements, except that each of Messrs. Brock, Kantor, Cohen, Silverman, Reisfield, and Smith untimely filed a Form 3.

#### **Committee Charters and Code of Business Conduct**

Our Board of Directors adopted charters for the Audit Committee, Compensation Committee, and Nominating and Corporate Governance Committee of the Board of Directors describing the authority and responsibilities delegated to each committee. We post on our website [www.ondas.com](http://www.ondas.com) the charters of each of our board committees and our Code of Business Conduct, and any amendments or waivers thereto applicable to our principal executive officer, principal financial officer, principal accounting officer or controller, or persons performing similar functions; and any other corporate governance materials contemplated by SEC regulations. These documents are also available in print, without charge, to any stockholder requesting a copy in writing from our Secretary at our executive offices set forth in this Report.

## Executive Compensation.

### Summary Compensation Table

The table below sets forth compensation information for services rendered in all capacities for the last two fiscal years ended December 31, 2018 and 2017. The information includes the dollar value of base salaries, bonus awards, stock awards, non-qualified stock options (“Options”) grants and certain other compensation, if any, whether paid or deferred. No bonus awards, stock awards or Options grants were made in 2018 or 2017. At the time of the Acquisition, Mr. Brock was the sole executive officer of the Company, and he received no compensation for his services from the time of his election on June 28, 2018 until the execution of his employment agreement on September 28, 2018 at the closing of the Acquisition. From January 1, 2018 to June 28, 2018, Zev Turetsky was the sole executive officer of the Company and he did not receive any compensation for his services.

Name and Principal Position	Year	Salary (\$)	Bonus (\$)	Stock Awards (\$)	Option Awards (\$)	Non- Equity Incentive Plan Compensation (\$)	Nonqualified Deferred Compensation Earnings (\$)	All Other Compensation (\$)	Total (\$)
Eric A. Brock <sup>(1)</sup> (CEO)	2018	\$ 50,769	\$ —	\$ —	\$ —	\$ —	\$ —	\$ 5,846	\$ 56,615
Stewart Kantor <sup>(2)</sup> (President, CFO, Treasurer and Secretary)	2018	\$ 162,500	\$ 50,000	\$ —	\$ —	\$ —	\$ —	\$ —	\$ 212,500
	2017	\$ 150,000	\$ —	\$ —	\$ —	\$ —	\$ —	\$ —	\$ 150,000

(1) All Other Compensation includes health insurance premiums paid on Mr. Brock’s behalf.

(2) In 2017, Mr. Kantor’s salary of \$150,000 was accrued, and as of this filing date remains unpaid. In 2018, Mr. Kantor earned \$12,500 per month for January through September and \$16,667 per month for October through December. In 2018, of the \$162,500, \$154,166 was paid and \$8,334 of Mr. Kantor’s salary was accrued, and as of this filing date remains unpaid.

### Outstanding Equity Awards at Fiscal Year End

We had no outstanding equity awards for our executive officers as of the fiscal year ended December 31, 2018.

### Employment Agreements with Executive Officers

Eric Brock serves as our Chief Executive Officer pursuant to an employment agreement entered into on September 28, 2018 (the “Brock Agreement”). The Brock Agreement provides for a continuous term and may be terminated by either party at any time. Pursuant to the Brock agreement, Mr. Brock will receive an initial salary of \$200,000 per annum, subject to annual review by our board of directors. Mr. Brock is eligible to participate in benefit plans generally available to our employees.

Stewart Kantor serves as our President, Chief Financial Officer, Secretary and Treasurer pursuant to an employment agreement entered into on September 28, 2018 (the “Kantor Agreement”), which replaces the prior employment agreement he had with Ondas Networks. The Kantor Agreement provides for a continuous term and may be terminated by either party at any time. Pursuant to the Kantor Agreement, Mr. Kantor will receive an initial salary of \$200,000 per annum, subject to annual review by our board of directors. Mr. Kantor is eligible to participate in benefit plans generally available to our employees.

As part of the terms of the Brock and Kantor Agreements, each of Messrs. Brock and Kantor entered into a Non-Competition, Confidential Information and Intellectual Property Assignment Agreement (the “Supplemental Agreements”). As part of the Supplemental Agreements, each of Messrs. Brock and Kantor agreed (i) not to engage in Competitive Business (as defined in the Supplemental Agreements) during his term of employment with us and for a period of 12 months following termination; (ii) not to disclose Confidential Information (as defined in the Supplemental Agreements), subject to certain customary carve-outs; and (iii) to assign to the Company any Intellectual Property (as defined in the Supplemental Agreements) developed using the Company’s resources or related to the Company’s business within the scope of and during the period of employment.

Mr. Brock is entitled to severance compensation from the Company if his employment is terminated i) without cause or ii) due to “constructive termination” or iii) due to disability, with these causes of termination being defined in the Brock Agreement. The severance compensation would consist of i) accrued and vested benefits, and ii) continued payment of Mr. Brock’s base salary and benefits for a period of six (6) months following separation.

Mr. Kantor is entitled to severance compensation from the Company if his employment is terminated i) without cause or ii) due to “constructive termination” or iii) due to disability, with these causes of termination being defined in the Kantor Agreement. The severance compensation would consist of i) accrued and vested benefits, and ii) continued payment of Mr. Kantor’s base salary and benefits for a period of twelve (12) months following separation.

Director Compensation

We do not pay cash fees to directors who attend regularly scheduled and special board meetings; however, we did reimburse directors for travel expenses related to attending such board meetings. We also did not pay cash fees to our directors prior to the Acquisition; however, we did reimburse them for travel expenses related to their attendance at board meetings.

We granted no equity awards to our directors for services rendered for the year ended December 31, 2018.

The following table shows the number of securities to be issued upon exercise of outstanding options as of December 31, 2018.

Plan Category	Number of securities to be issued upon exercise of outstanding options (a)	Weighted-average exercise price of outstanding options (b)	Number of securities remaining available for future issuance under equity compensation plans (excluding securities reflected in column(a)) (c)
Equity compensation plans approved by security holders <sup>(1)</sup>	—	—	10,000,000
Equity compensation plans not approved by security holders	—	—	—
Total	—	—	10,000,000

(1) Represents shares authorized under the 2018 Equity Incentive Plan.



## CERTAIN RELATIONSHIPS AND RELATED PARTY TRANSACTIONS

### Related Party Transactions Policy

Our Board of Directors adopted a Related Party Transactions Policy as we recognize that transactions involving related parties present a heightened risk of conflicts of interest and/or improper valuation (or the perception thereof). Therefore, our Board determined that our Audit Committee shall review, approve and, if necessary, recommend to the Board for its approval all related party transactions and any material amendments to such related party transactions. Our Board may determine that a particular related party transaction or a material amendment thereto shall instead be reviewed and approved by a majority of directors disinterested in the related party transaction. No director shall participate in any approval of a related party transaction for which the director is a related party, except that the director shall provide all material information concerning the related party transaction to the committee. Our Chief Executive Officer is responsible for providing to the Audit Committee, on a quarterly basis, a summary of all payments made by or to us in connection with duly approved related party transactions during the preceding fiscal quarter. The CEO is responsible for reviewing and approving all payments made by or to us in connection with duly approved related party transactions and shall certify to the Audit Committee that any payments made by or to us in connection with such related party transactions have been made in accordance with the policy. All related party transactions shall be disclosed in our applicable filings as required by the Securities Act of 1933 and the Securities Exchange Act of 1934 and related rules and regulations.

### Related Party Transactions

Stewart Kantor, Chief Executive Officer of Ondas Networks, advanced funds to Ondas Networks to fund its operations. As of December 31, 2017, the advance due to Mr. Kantor was \$155,645, which was non-interest bearing and due on demand. The advance was repaid as of June 30, 2018.

As of December 31, 2017, Ondas Networks accrued \$271,875 in salary owed for 2016 and 2017 to Stewart Kantor, Chief Executive Officer of Ondas Networks. As of December 31, 2018, Ondas Networks accrued an additional \$8,334 for salary owed during 2018 to Mr. Kantor.

As of December 31, 2017, Ondas Networks accrued \$178,125 in salary owed for 2016 and 2017 to Menashe Shahar, an employee of Ondas Networks and more than 5% stockholder of Ondas Holdings. As of December 31, 2018, Ondas Networks accrued an additional \$8,334 for salary owed during 2018 to Mr. Shahar.

In connection with the Acquisition and pursuant to a Common Stock Repurchase Agreement dated September 28, 2018, we purchased from Energy Capital, a more than 10% stockholder, 32,600,000 (post-split) shares of our common stock in exchange for the payment of \$3,260. The repurchased shares were cancelled and returned to the authorized but unissued shares of the Company.

In connection with the Acquisition, we entered into a Loan and Security Agreement with Energy Capital pursuant to which Energy Capital agreed to lend an aggregate principal amount of up to \$10 million, subject to specified conditions. On January 29, February 11 and 27, and March 14, 2019, the Company drew down advances of \$1,000,000, \$650,000, \$750,000, and \$900,000, respectively, to be used for working capital only. See "Management's Discussion and Analysis of Financial Condition and Results of Operations."

### Director Independence

We are not currently listed on a national securities exchange or in an inter-dealer quotation system that has requirements that a majority of the board of directors be independent. However, our board of directors has undertaken a review of the independence of the directors and considered whether any director has a material relationship with us that could compromise his ability to exercise independent judgment in carrying out his or her responsibilities. As a result of this review, our board of directors has determined that Messrs. Cohen, Silverman and Reisfield, are "independent directors" as defined under the rules of the NYSE American.

### Promoters and Certain Control Persons

None.

## CONTROLS AND PROCEDURES

### Management's Report on Internal Control over Financial Reporting

Our senior management is responsible for establishing and maintaining adequate internal control over financial reporting. Internal control over financial reporting is defined in Rules 13a-15(f) and 15d-15(f) promulgated under the Exchange Act as a process designed by, or under the supervision of, our principal executive and principal financial officers, or persons performing similar functions, and effected by our board of directors, senior management and other personnel, to provide reasonable assurance regarding the reliability of financial reporting and the preparation of financial statements for external purposes in accordance with U.S. GAAP, and includes policies and procedures that:

- pertain to the maintenance of records that in reasonable detail accurately and fairly reflect the transactions and dispositions of our assets;
- provide reasonable assurance that transactions are recorded as necessary to permit preparation of financial statements in accordance with generally accepted accounting principles, and that our receipts and expenditures are being made only in accordance with authorizations of our management and directors; and
- provide reasonable assurance regarding prevention or timely detection of unauthorized acquisition, use or disposition of our assets that could have a material effect on the consolidated financial statements.

Because of its inherent limitations, internal control over financial reporting may not prevent or detect misstatements. Also, projections of any evaluation of effectiveness to future periods are subject to the risk that controls may become inadequate because of changes in conditions, or that the degree of compliance with the policies or procedures may deteriorate. We continue to review our internal control over financial reporting and may from time to time make changes aimed at enhancing their effectiveness and to ensure that our systems evolve with our business.

Under the supervision and with the participation of management, including the Chief Executive Officer and Chief Financial Officer, we conducted an evaluation of the effectiveness of our internal control over financial reporting based on the framework in "Internal Control — Integrated Framework (2013)" issued by the Committee of Sponsoring Organizations of the Treadway Commission (COSO). Based on the control deficiencies identified during this evaluation and set forth below, our senior management has concluded that we did not maintain effective internal control over financial reporting as of December 31, 2018. As of December 31, 2018, the deficiencies in internal control over financial reporting identified were the following: we have limited accounting staff and our Chief Executive Officer and Chief Financial Officer were responsible for initiating transactions, had custody of assets, recorded and reconciled transactions, and prepared our quarterly financial reports without the sufficient segregation of conflicting duties normally required for effective internal control.

A deficiency in internal control over financial reporting exists when the design or operation of a control does not allow management or employees, in the normal course of performing their assigned functions, to prevent or detect misstatements on a timely basis. A material weakness is a deficiency, or a combination of deficiencies, in internal control over financial reporting such that there is a reasonable possibility that a material misstatement of the company's annual or interim financial statements will not be prevented or detected on a timely basis. Based on its evaluation of internal control over financial reporting, management has determined that the control deficiencies identified should be considered a material weakness in our internal control over financial reporting.

As set forth below, management will take steps to remediate the control deficiencies identified above. Notwithstanding the control deficiencies described above, we have performed additional analyses and other procedures to enable management to conclude that our consolidated financial statements included in this prospectus fairly present, in all material respects, our financial condition and results of operations as of and for the year ended December 31, 2018.

### **Management's Remediation Plan**

As of the date of this prospectus, we have not remediated the control deficiencies identified above. To remediate such control deficiencies, we plan to implement the following change in the next fiscal year as resources allow:

- Appoint additional qualified personnel to address inadequate segregation of duties and implement modifications to our financial controls to address such inadequacies; and
- Adopt sufficient written policies and procedures for accounting and financial reporting.

While management and our Audit Committee are closely monitoring the implementation of these remediation plans, there is no assurance that the aforementioned plans will be sufficient to fully remediate the deficiencies identified above and that additional remediation steps may be necessary.

### **Changes in Internal Control**

There were no changes in our internal control over financial reporting identified in management's evaluation pursuant to Rules 13a-15(d) or 15d-15(d) of the Exchange Act during the three months ended December 31, 2018 and the three months ended March 31, 2019 that materially affected, or are reasonably likely to materially affect, our internal control over financial reporting.

### **Evaluation of Disclosure Controls and Procedures**

Disclosure controls and procedures are designed to ensure that information required to be disclosed in the reports filed or submitted under the Exchange Act is recorded, processed, summarized and reported, within the time period specified in the SEC's rules and forms and is accumulated and communicated to our management, as appropriate, in order to allow timely decisions in connection with required disclosure.

Our management, with the participation of the Chief Executive Officer and Chief Financial Officer, have evaluated the effectiveness of our disclosure controls and procedures (as defined in Rules 13a-15(e) and 15d-15(e) under the Exchange Act, as of December 31, 2018 and March 31, 2019. Based upon that evaluation, our management, including the Chief Executive Officer and Chief Financial Officer, concluded that our disclosure controls and procedures were not effective as of December 31, 2018 and March 31, 2019 because of the control deficiencies in our internal control over financial reporting discussed in Management's Report on Internal Control over Financial Reporting, presented above.

### **Limitations on Effectiveness of Controls and Procedures**

In designing and evaluating the disclosure controls and procedures and internal control over financial reporting, management recognizes that any controls and procedures, no matter how well designed and operated, can provide only reasonable assurance of achieving the desired control objectives. In addition, the design of disclosure controls and procedures and internal control over financial reporting must reflect the fact that there are resource constraints and that management is required to apply judgment in evaluating the benefits of possible controls and procedures relative to their costs.

**SECURITY OWNERSHIP OF CERTAIN  
BENEFICIAL OWNERS AND MANAGEMENT**

The following table sets forth certain information with respect to the beneficial ownership of our common stock at May 31, 2019, and as adjusted to reflect the sale of our common stock in this offering, for:

- each of our directors;
- each of our named executive officers;
- all of our current directors and executive officers as a group; and
- each person, or group of affiliated persons, who beneficially owned more than 5% of our common stock.

The number of shares of our common stock beneficially owned by each entity, person, director or executive officer is determined in accordance with the rules of the SEC, and the information is not necessarily indicative of beneficial ownership for any other purpose. Under such rules, beneficial ownership includes any shares over which the individual has sole or shared voting power or investment power as well as any shares that the individual has the right to acquire within 60 days of May 31, 2019, through the exercise of any stock option, warrants or other rights. Except as otherwise indicated, and subject to applicable community property laws, the persons named in the table have sole voting and investment power with respect to all shares of common stock held by that person.

The percentage of shares beneficially owned is computed on the basis of 50,463,732 shares of our common stock outstanding as of May 31, 2019. Shares of our common stock that a person has the right to acquire within 60 days of May 31, 2019, are deemed outstanding for purposes of computing the percentage ownership of the person holding such rights, but are not deemed outstanding for purposes of computing the percentage ownership of any other person, except with respect to the percentage ownership of all directors and executive officers as a group. Except as otherwise noted in the footnotes below, the address for each person listed in the table below, solely for purposes of filings with the SEC, is c/o Ondas Holdings Inc., 165 Gibraltar Court, Sunnyvale, California, 94089.

Name and Address of Officer and Directors	Amount and Nature of Beneficial Ownership <sup>(1)</sup>	Percent of Class	Percentage of Shares Beneficially Owned After Closing
Eric A. Brock (Chairman of the Board and Chief Executive Officer)	5,073,585	10.05%	
Stewart Kantor (Director, President, Chief Financial Officer, Treasurer and Secretary)	3,030,606	6.01%	
Richard M. Cohen (Director)	72,942	*	
Richard H. Silverman (Director)	72,942	*	
Derek Reisfield (Director)	72,942	*	
All Officers & Directors as a Group (5 persons)	8,323,017	16.49%	
Name and Address of Stockholders			
Energy Capital, LLC <sup>(2)</sup>	11,051,500	21.90%	
Menashe Shahr	2,966,544	5.90%	

\* Represents beneficial ownership of less than 1%

(1) Unless otherwise noted, we believe that all shares are beneficially owned and that all persons named in the table have sole voting and investment power with respect to all shares of common stock owned by them. Applicable percentage of ownership is based on 50,463,732 shares of common stock currently outstanding, as adjusted for each stockholder.

(2) The address for Energy Capital is 13650 Fiddlesticks Blvd., Suite 202-324, Ft. Myers, FL 33912. Robert J. Smith is the sole owner of Energy Capital and exercises sole voting and dispositive power over the 11,051,500 shares owned by Energy Capital. This information is based on the Schedule 13G filed with the SEC on January 31, 2019.

## DESCRIPTION OF CAPITAL STOCK

Our authorized capital stock consists of 350,000,000 shares of common stock, par value \$0.0001 per share, and 10,000,000 shares of preferred stock, par value \$0.0001 per share, all of which are undesignated. Upon the completion of this offering, there will be \_\_\_\_\_ shares of common stock outstanding and no shares of preferred stock outstanding. As of May 31, 2019, we had 117 record holders of our common stock. The following is a summary of the rights of our common and preferred stock and some of the provisions of our Amended and Restated Articles of Incorporation and Amended and Restated Bylaws, and the Nevada Revised Statutes, (the "NRS"). Because it is only a summary, it does not contain all the information that may be important to you. For a complete description you should refer to our Amended and Restated Articles of Incorporation and our Bylaws, copies of which have been filed as exhibits to the registration statement of which this prospectus is a part, as well as the relevant provisions of the NRS.

### *Common Stock*

The holders of the Company's common stock:

1. Have ratable rights to dividends from funds legally available if and when declared by the Company's Board of Directors (the "Board").
2. Are entitled to share ratably in all of the Company's assets available for distribution to holders of common stock upon liquidation, dissolution or winding up of the Company's affairs.
3. Do not have the right to preemptive, subscription or conversion rights and there are no redemption or sinking fund provisions or rights.
4. Are entitled to cast one non-cumulative vote for each share held on all matters on which holders of common stock may vote and, with respect to the election of directors, one non-cumulative vote for each share held for each of the duly nominated directors.

The rights, preferences, and privileges of the holders of common stock may be adversely affected by, the rights of the holders of any series of Preferred Stock that may be issued by Ondas.

### *Preferred Stock*

The Board may, without further action of the Company's stockholders, issue shares of Preferred Stock in one or more series, fix the number of shares, determine or alter for each such series, such voting powers, full or limited, or no voting powers, and such designation, preferences, and relative, participating, optional, or other rights and such qualifications, limitations, or restrictions thereof, as shall be stated and expressed in the resolution or resolutions adopted by the Board providing for the issuance of such shares and as may be permitted under Chapter 78 of the NRS.

The Board may also increase or decrease the number of shares of any series of Preferred Stock subsequent to the issuance of shares of that series of Preferred Stock, but not below the number of shares of such series of Preferred Stock then outstanding. In case the number of shares of any series of Preferred Stock shall be decreased in accordance with the foregoing sentence, the shares constituting such decrease shall resume the status that they had prior to the adoption of the resolution originally fixing the number of shares of such series of Preferred Stock.

The number of authorized shares of Preferred Stock may be increased or decreased (but not below the number of shares thereof then outstanding) by the affirmative vote of the holders of a majority of the voting power of the stock of Ondas entitled to vote thereon, without a separate vote of the holders of the Preferred Stock, or of any series thereof, unless a vote of any such holders is required pursuant to the terms of any certificate of designation filed with respect to any series of Preferred Stock.

## ***Nevada Laws***

Chapter 78 of the NRS contains a provision governing “Acquisition of Controlling Interest.” This “control share act” (NRS 78.378 through 78.3793, inclusive) provides generally that any person, individually or in association with others, that acquires 20% or more of the outstanding voting shares of certain Nevada corporations may be denied voting rights with respect to the acquired shares, unless a majority of the disinterested stockholders of the corporation elects to restore such voting rights in whole or in part. The control share act will apply to the Company if the Company were to have 200 or more stockholders of record (at least 100 of whom have addresses in Nevada appearing on the Company’s stock ledger) and if the Company does business in the State of Nevada directly or through an affiliated corporation, unless the Company’s Articles of Incorporation or bylaws in effect on the tenth day after the acquisition of a controlling interest provide otherwise. The control share act provides that a person, individually or in association with others, acquires a “controlling interest” when it acquires ownership of outstanding voting shares that, but for the operation of the control share act, would bring its voting power of the Company in the election of directors within any of the following three ranges:

- 20 to 33%;
- 33% to 50%; and
- more than 50%.

Once an acquirer crosses one of the above thresholds, shares that it acquired in the transaction taking it over the threshold and within the 90 days immediately preceding the date when the acquiring person acquired or offered to acquire a controlling interest become “control shares” to which the voting restrictions described above apply. A corporation may elect to opt-out from the provisions of the control share act by providing in the articles of incorporation or bylaws that such provisions do not apply to the corporation. The Company’s Articles of Incorporation and bylaws do not exempt the Company’s common stock from the control share act. As of the date of this filing, the Company does not have 200 or more stockholders of record and, as a result, the control share act does not currently apply to the Company. After this offering, we expect to have 200 or more stockholders of record and, as a result, we expect the share act will apply to the Company.

## ***Exclusive Jurisdiction of Certain Actions***

Unless we consent in writing to the selection of an alternative forum, the Eighth Judicial District Court of Clark County of the State of Nevada (the “Court”) shall be the sole and exclusive forum for any stockholder (including a beneficial owner) to bring (i) any derivative action or proceeding brought on behalf of the Company, (ii) any action asserting a claim of breach of a fiduciary duty owed by any Director, officer or other employee of the Company to the Company or the Company’s stockholders, (iii) any action asserting a claim against the Company, any director or the Company’s officers or employees arising pursuant to any provision of the NRS, Chapters 78 or 92A of the NRS or our Amended and Restated Articles of Incorporation or our Bylaws, or (iv) any action asserting a claim against the Company, any director or the Company’s officers or employees governed by the internal affairs doctrine. However, each of these clauses (i) through (iv) will not apply to any claim (x) as to which the Court determines that there is an indispensable party not subject to the jurisdiction of the Court (and the indispensable party does not consent to the personal jurisdiction of the Court within ten (10) days following such determination), (y) for which the Court does not have subject matter jurisdiction, or (z) which is vested in the exclusive jurisdiction of a court or forum other than the Court, including pursuant to Section 27 of the Exchange Act, which provides for exclusive federal jurisdiction over suits brought to enforce any duty or liability created by the Exchange Act or the rules and regulations thereunder. Furthermore, Section 22 of the Securities Act provides for concurrent jurisdiction for federal and state courts over all suits brought to enforce any duty or liability created by the Securities Act or the rules and regulations thereunder, and as such the exclusive jurisdiction clauses set forth above would not apply to such suits.

Although we believe these provisions benefit us by providing increased consistency in the application of Nevada law for the specified types of actions and proceedings, the provisions may have the effect of discouraging lawsuits against us or our directors and officers. Any person or entity purchasing or otherwise acquiring any interest in our shares of capital stock shall be deemed to have notice of and consented to this exclusive forum provision, but will not be deemed to have waived our compliance with the federal securities laws and the rules and regulations thereunder.

## **Transfer Agent and Registrar**

Our transfer agent and registrar is Globex Transfer, LLC, 780 Deltona Blvd., Suite 202, Deltona, Florida. Its telephone number is (813) 344-4490.

## **Stock Exchange Listing**

Our common stock is currently quoted on the OTCQB under the symbol “ONDS.” We have applied for listing of our common stock on the NYSE American under the trading symbol “ONDS,” and we intend to complete such listing concurrently with this offering.

## SHARES ELIGIBLE FOR FUTURE SALE

Prior to this offering, a very limited public market exists for our common stock. Future sales of our common stock in the public market, or the availability of such shares for sale in the public market, could adversely affect market prices prevailing from time to time. As described below, approximately % of our common stock outstanding immediately after this offering will be subject to contractual and legal restrictions on resale. Nevertheless, sales of our common stock eligible for sale in the public market immediately after this offering, or sales of other shares eligible for sale after such restrictions lapse, or the perception that those sales may occur, could adversely affect the prevailing market price at such time and our ability to raise equity capital in the future.

Based on the number of shares outstanding as of May 31, 2019, upon the closing of this offering and assuming no exercise of the underwriters' option to purchase additional shares, shares of common stock will be outstanding, assuming no outstanding options or warrants are exercised. All of the shares of common stock sold in this offering will be freely tradable without restrictions or further registration under the Securities Act, except for any shares sold to our "affiliates," as that term is defined under Rule 144 under the Securities Act. Of the remaining 50,463,732 shares of common stock held by existing stockholders, 41,515,232 shares are "restricted securities," as that term is defined in Rule 144 under the Securities Act. Restricted securities may be sold in the public market only if registered or if their resale qualifies for exemption from registration described pursuant to Rule 144 promulgated under the Securities Act.

As a result of the lock-up agreements referred to below and the provisions of Rule 144 under the Securities Act, the shares of our common stock (excluding the shares sold in this offering) that will be available for sale in the public market are as follows:

Number of Shares and % of Total Outstanding	Date Available for Sale into Public Market
shares, or %	On the date of this prospectus.
shares, or %	90 days after the date of this prospectus, due to lock-up agreements between the holders of these shares and the underwriters. However, the representatives of the underwriters, acting together, can waive the provisions of these lock-up agreements and allow these stockholders to sell their shares at any time.
shares, or %	, 2019, due to the restrictions subject to Rule 144.

### Lock-up Agreements

In connection with the Acquisition, the former holders of the shares of Ondas Networks common stock executed lock-up agreements, which provide for an initial 12-month lock-up period commencing on September 28, 2018, the date of closing of the Acquisition. Following the expiration of the lock-up period on September 28, 2019, each such holder agreed to not sell or otherwise dispose of more than 5% of the shares of common stock issued to such holder in the Acquisition or to be issued in the future upon the exercise of any equity interest under the 2018 Plan, per each rolling 90 day period beginning with such holder's first transfer of such shares after September 28, 2019 and continuing until September 28, 2020, subject to limited exceptions.

In connection with this offering, we, our directors, our executive officers and certain major holders of substantially all of our shares of common stock outstanding as of May 17, 2019, have agreed, subject to certain exceptions, with the underwriters not to dispose of or hedge any shares of our common stock or securities convertible into or exchangeable for shares of common stock during the period from the date of the lock-up agreement continuing through the date 90 days after the date of this prospectus, except with the prior written consent of the representative of the underwriters, and certain other exceptions. The representative of the underwriters has advised us that it has no current intent or arrangement to release any of the shares subject to the lock-up agreements prior to the expiration of the lock-up period.

## UNDERWRITING

We and the underwriters named below intend to enter into an underwriting agreement with respect to the shares being offered. Subject to certain conditions, each underwriter has severally agreed to purchase the number of shares indicated in the following table:

Name	Number of Shares
BTIG, LLC	
National Securities Corporation	
Total:	

The underwriters are committed to take and pay for all of the shares being offered, if any are taken, other than the shares covered by the option described below unless and until this option is exercised.

The underwriters have an option to buy up to an additional \_\_\_\_\_ shares from us to cover sales by the underwriters of a greater number of shares than the total number set forth in the table above. They may exercise that option for 45 days. If any shares are purchased pursuant to this option, the underwriters will severally purchase shares in approximately the same proportion as set forth in the table above.

The following table shows the per share and total underwriting discounts and commissions to be paid to the underwriters by us. Such amounts are shown assuming both no exercise and full exercise of the underwriters' option to purchase additional shares.

Per Share	No Exercise	Full Exercise
Total:	\$	\$

Shares sold by the underwriters to the public will initially be offered at the initial public offering price set forth on the cover of this prospectus. Any shares sold by the underwriters to securities dealers may be sold at a discount of up to \$ \_\_\_\_\_ per share from the initial public offering price. After the initial offering of the shares of our common stock, the representatives may change the offering price and the other selling terms. The offering of the shares by the underwriters is subject to receipt and acceptance and subject to the underwriters' right to reject any order in whole or in part.

We and our officers, directors and holders of substantially all of our common stock and securities convertible into or exchangeable for our common stock have agreed with the underwriters, subject to certain exceptions, not to dispose of or hedge any of their common stock or securities convertible into or exchangeable for shares of our common stock during the period from the date of this prospectus continuing through the date 90 days after the date of this prospectus, except with the prior written consent of the representatives. This agreement does not apply to any existing employee benefit plans. See the "*Shares Eligible for Future Sale*" section of this prospectus for a discussion of certain transfer restrictions.

We have granted BTIG, LLC (the "Representative") a right of first refusal, for a period of twelve (12) months after the effective date of the registration statement, to act as sole and exclusive book-runner, sole and exclusive underwriter, and/or sole and exclusive or lead placement agent, at Representative's sole and exclusive direction, with at least 60.0% of the full underwriting discount, placement fees, warrants, and any other associated fees for each and every future public or private equity or debt offering, including all equity linked financings, of the Company, or any successor to or subsidiary of the Company, (each, a "Subject Financing Transaction"), during such twelve (12) month period, on terms and conditions customary to Representative for such Subject Financing Transaction.

Prior to the offering, there has been a limited public market for shares of our common stock. The initial public offering price will be negotiated among us and the representatives. Among the factors we expect to consider in determining the initial public offering price of shares of our common stock, in addition to prevailing market conditions, will be our historical performance, estimates of the business potential and our earnings prospects, an assessment of our management and the consideration of the above factors in relation to market valuation of companies in related businesses.

We have applied to list our common stock on NYSE American under the symbol "ONDS."



In connection with the offering, the underwriters may purchase and sell shares of our common stock in the open market. These transactions may include short sales, stabilizing transactions and purchases to cover positions created by short sales. Short sales involve the sale by the underwriters of a greater number of shares than they are required to purchase in the offering, and a short position represents the amount of such sales that have not been covered by subsequent purchases. A "covered short position" is a short position that is not greater than the amount of additional shares for which the underwriters' option described above may be exercised. The underwriters may cover any covered short position by either exercising their option to purchase additional shares or purchasing shares in the open market. In determining the source of shares to cover the covered short position, the underwriters will consider, among other things, the price of shares available for purchase in the open market as compared to the price at which they may purchase additional shares pursuant to the option described above. "Naked" short sales are any short sales that create a short position greater than the amount of additional shares for which the option described above may be exercised. The underwriters must cover any such naked short position by purchasing shares in the open market. A naked short position is more likely to be created if the underwriters are concerned that there may be downward pressure on the price of the common stock in the open market after pricing that could adversely affect investors who purchase in the offering. Stabilizing transactions consist of various bids for or purchases of common stock made by the underwriters in the open market prior to the completion of the offering.

The underwriters may also impose a penalty bid. This occurs when a particular underwriter repays to the underwriters a portion of the underwriting discount received by it because the representatives have repurchased shares sold by or for the account of such underwriter in stabilizing or short covering transactions.

Purchases to cover a short position and stabilizing transactions, as well as other purchases by the underwriters for their own accounts, may have the effect of preventing or retarding a decline in the market price of our common stock, and together with the imposition of the penalty bid, may stabilize, maintain or otherwise affect the market price of our common stock. As a result, the price of our common stock may be higher than the price that otherwise might exist in the open market. The underwriters are not required to engage in these activities and may end any of these activities at any time. These transactions may be effected on NYSE American, in the over-the-counter market or otherwise.

We estimate that our share of the total expenses of the offering, excluding underwriting discounts and commissions, will be approximately \$      million. We have agreed to reimburse the underwriters for certain of their expenses in an amount up to \$300,000.

We have agreed to indemnify the several underwriters against certain liabilities, including liabilities under the Securities Act.

The underwriters and their respective affiliates are full service financial institutions engaged in various activities, which may include sales and trading, commercial and investment banking, advisory investment management, investment research, principal investment, hedging, market making, brokerage and other financial and non-financial activities and services. Certain of the underwriters and their respective affiliates have provided, and may in the future provide, a variety of these services to the issuer and to persons and entities with relationships with the issuer, for which they received or will receive customary fees and expenses.

In the ordinary course of their various business activities, the underwriters and their respective affiliates, officers, directors and employees may purchase, sell or hold a broad array of investments and actively trade securities, derivatives, loans, commodities, currencies, credit default swaps and other financial instruments for their own account and for the accounts of their customers, and such investment and trading activities may involve or relate to assets, securities and instruments of the issuer (directly, as collateral securing other obligations or otherwise) and persons and entities with relationships with the issuer. The underwriters and their respective affiliates may also communicate independent investment recommendations, market color or trading ideas and publish or express independent research views in respect of such assets, securities or instruments and may at any time hold, or recommend to clients that they should acquire, long and short positions in such assets, securities and instruments.

#### **European Economic Area**

In relation to each Member State of the EEA which has implemented the Prospectus Directive (each, a “Relevant Member State”) an offer to the public of our common stock may not be made in that Relevant Member State, except that an offer to the public in that Relevant Member State of our common stock may be made at any time under the following exemptions under the Prospectus Directive:

- To any legal entity which is a qualified investor as defined in the Prospectus Directive;
- To fewer than 150 natural or legal persons (other than qualified investors as defined in the Prospectus Directive), subject to obtaining the prior consent of the representatives for any such offer; or
- In any other circumstances falling within Article 3(2) of the Prospectus Directive;

provided that no such offer or shares of our common stock shall result in a requirement for the publication by us or any underwriter to publish a prospectus pursuant to Article 3 of the Prospectus Directive.

For the purposes of this provision, the expression an “offer to public” in relation to our common stock in any Relevant Member State means the communication in any form and by any means of sufficient information on the terms of the offer and our common stock to be offered so as to enable an investor to decide to purchase our common stock, as the same may be varied in that Relevant Member State by any measure implementing the Prospectus Directive in that Relevant Member State, and the expression “Prospectus Directive” means Directive 2003/71/EC (as amended), including by Directive 2010/73/EU and includes any relevant implementing measure in the Relevant Member State.

This EEA selling restriction is in addition to any other selling restrictions set out below.

### **United Kingdom**

In the United Kingdom, this prospectus is only addressed to and directed at qualified investors who are (i) investment professionals falling within Article 19(5) of the Financial Services and Markets Act 2000 (Financial Promotion) Order 2005 (“Order”); or (ii) high net worth entities and other persons to whom it may otherwise lawfully be communicated, falling within Article 49(2)(a) to (d) of the Order (all such persons together being referred to as “relevant persons”). Any investment or investment activity to which this prospectus relates is available only to relevant persons and will only be engaged in with relevant persons. Any person who is not a relevant person should not act or rely on this prospectus or any of its contents.

### **Canada**

Shares of our common stock may be sold in Canada only to purchasers purchasing, or deemed to be purchasing, as principal that are accredited investors, as defined in National Instrument 45-106 Prospectus Exemptions or subsection 73.3(1) of the Securities Act (Ontario), and are permitted clients, as defined in National Instrument 31-103 Registration Requirements, Exemptions and Ongoing Registrant Obligations. Any resale of the shares must be made in accordance with an exemption form, or in a transaction not subject to, the prospectus requirements of applicable securities laws.

Securities legislation in certain provinces or territories of Canada may provide a purchaser with remedies for rescission or damages if this prospectus (including any amendment thereto) contains a misrepresentation, provided that the remedies for rescission or damages are exercised by the purchaser within the time limit prescribed by the securities legislation of the purchaser’s province or territory. The purchaser should refer to any applicable provisions of the securities legislation of the purchaser’s province or territory for particulars of these rights or consult with a legal advisor.

Pursuant to Section 3A.3 of National Instrument 33-105 Underwriting Conflicts (NI 33-105), the underwriters are not required to comply with the disclosure requirements of NI 33-105 regarding underwriter conflicts of interest in connection with this offering.

### **Hong Kong**

Shares of our common stock may not be offered or sold in Hong Kong by means of any document other than (i) in circumstances which do not constitute an offer to the public within the meaning of the Companies (Winding Up and Miscellaneous Provisions) Ordinance (Cap. 32 of the Laws of Hong Kong) (“Companies (Winding Up and Miscellaneous Provisions) Ordinance”), or which do not constitute an invitation to the public within the meaning of the Securities and Futures Ordinance (Cap. 571 of the Laws of Hong Kong) (“Securities and Futures Ordinance”), or (ii) to “professional investors” as defined in the Securities and Futures Ordinance and any rules made thereunder, or (iii) in other circumstances which do not result in the document being a “prospectus” as defined in the Companies (Winding Up and Miscellaneous Provisions) Ordinance, and no advertisement, invitation or document relating to the shares may be issued or may be in the possession of any person for the purpose of issue (in each case whether in Hong Kong or elsewhere), which is directed at, or the contents of which are likely to be accessed or read by, the public in Hong Kong (except if permitted to do so under the securities laws of Hong Kong) other than with respect to shares which are or are intended to be disposed of only to persons outside Hong Kong or only to “professional investors” in Hong Kong as defined in the Securities and Futures Ordinance and any rules made thereunder.

## Singapore

This prospectus has not been registered as a prospectus with the Monetary Authority of Singapore. Accordingly, this prospectus and any other document or material in connection with the offer or sale, or invitation for subscription or purchase, of shares of our common stock may not be circulated or distributed, nor may the shares be offered or sold, or be made the subject of an invitation for subscription or purchase, whether directly or indirectly, to persons in Singapore other than (i) to an institutional investor (as defined under Section 4A of the Securities and Futures Act, Chapter 289 of Singapore (“SFA”)) under Section 274 of the SFA, (ii) to a relevant person (as defined in Section 275(2) of the SFA) pursuant to Section 275(1) of the SFA, or any person pursuant to Section 275(1A) of the SFA, and in accordance with the conditions specified in Section 275 of the SFA or (iii) otherwise pursuant to, and in accordance with the conditions of, any other applicable provision of the SFA, in each case subject to conditions set forth in the SFA.

Where shares of our common stock are subscribed or purchased under Section 275 of the SFA by a relevant person which is a corporation (which is not an accredited investor (as defined in Section 4A of the SFA)) the sole business of which is to hold investments and the entire share capital of which is owned by one or more individuals, each of whom is an accredited investor, the securities (as defined in Section 239(1) of the SFA) of that corporation shall not be transferable for six months after that corporation has acquired the shares under Section 275 of the SFA except: (1) to an institutional investor under Section 274 of the SFA or to a relevant person (as defined in Section 275(2) of the SFA), (2) where such transfer arises from an offer in that corporation’s securities pursuant to Section 275(1A) of the SFA, (3) where no consideration is or will be given for the transfer, (4) where the transfer is by operation of law, (5) as specified in Section 276(7) of the SFA or (6) as specified in Regulation 32 of the Securities and Futures (Offers of Investments) (Shares and Debentures) Regulations 2005 of Singapore, (“Regulation 32”).

Where shares of our common stock are subscribed or purchased under Section 275 of the SFA by a relevant person which is a trust (where the trustee is not an accredited investor (as defined in Section 4A of the SFA)) whose sole purpose is to hold investments and each beneficiary of the trust is an accredited investor, the beneficiaries’ rights and interest (howsoever described) in that trust shall not be transferable for six months after that trust has acquired the shares under Section 275 of the SFA except: (1) to an institutional investor under Section 274 of the SFA or to a relevant person (as defined in Section 275(2) of the SFA), (2) where such transfer arises from an offer that is made on terms that such rights or interest are acquired at a consideration of not less than S\$200,000 (or its equivalent in a foreign currency) for each transaction (whether such amount is to be paid for in cash or by exchange of securities or other assets), (3) where no consideration is or will be given for the transfer, (4) where the transfer is by operation of law, (5) as specified in Section 276(7) of the SFA or (6) as specified in Regulation 32.

## Japan

Shares of our common stock have not been and will not be registered under the Financial Instruments and Exchange Act of Japan (Act No. 25 of 1948, as amended) (“FIEA”). The shares may not be offered or sold, directly or indirectly, in Japan or to or for the benefit of any resident of Japan (including any person resident in Japan or any corporation or other entity organized under the laws of Japan) or to others for reoffering or resale, directly or indirectly, in Japan or to or for the benefit of any resident of Japan, except pursuant to an exemption from the registration requirements of the FIEA and otherwise in compliance with any relevant laws and regulations of Japan.

## LEGAL MATTERS

The validity of the shares of common stock offered by this prospectus has been passed upon for us by Snell & Wilmer L.L.P., Las Vegas, Nevada. DLA Piper LLP, East Palo Alto, California, has acted as counsel for the underwriters in connection with certain legal matters related to this offering.

## EXPERTS

Rosenberg Rich Baker Berman, P.A., independent registered accounting firm, has audited our financial statements at December 31, 2018 and 2017, and for the years then ended, as set forth in their report. We have included our financial statements in the prospectus and elsewhere in the registration statement in reliance on Rosenberg Rich Baker Berman P.A.'s report, given on their authority as experts in accounting and auditing.

## WHERE YOU CAN FIND MORE INFORMATION

We have filed with the SEC a registration statement on Form S-1, including exhibits and schedules, under the Securities Act that registers the shares of our common stock to be sold in this offering. This prospectus does not contain all of the information contained in the registration statement and the exhibits and schedules filed as part of the registration statement. For further information with respect to us and our common stock, we refer you to the registration statement and the exhibits and schedules filed as part of the registration statement. Statements contained in this prospectus as to the contents of any contract or any other document are not necessarily complete. If a contract or document has been filed as an exhibit to the registration statement, we refer you to the copies of the contract or document that has been filed. Each statement in this prospectus relating to a contract or document filed as an exhibit is qualified in all respects by the filed exhibit.

You may read and copy all materials that we file with the SEC, including the registration statement and its exhibits and schedules, at the SEC's public reference room, located at 100 F Street, N.E., Washington, D.C. 20549 as well as on the website maintained by the SEC at [www.sec.gov](http://www.sec.gov). Please call the SEC at 1-800-SEC-0330 for more information about the operation of the public reference room. Information contained on any website referenced in this prospectus does not and will not constitute a part of this prospectus or the registration statement on Form S-1 of which this prospectus is a part.

In addition, upon the closing of this offering, we will be subject to the information reporting requirements of the Exchange Act and we will file periodic reports, proxy statements and other information with the SEC. These periodic reports, proxy statements and other information will be available for inspection and copying at the public reference room and the website of the SEC referred to above. We also maintain a website at [www.ondas.com](http://www.ondas.com), at which you may access these materials free of charge as soon as reasonably practicable after they are electronically filed with, or furnished to, the SEC. The information contained in, or that can be accessed through, our website is not a part of, and is not incorporated into, this prospectus. Additionally, you may request a copy of any of our filings with the SEC at no cost, by writing or telephoning us at the following address:

Ondas Holdings Inc.  
165 Gibraltar Court  
Sunnyvale, CA 94089  
(888) 350-9994

You should rely only on the information contained in this prospectus or to which we have referred you. We have not and the underwriters have not authorized any person to provide you with different information or to make any representation not contained in this prospectus.

## INDEX TO FINANCIAL STATEMENTS

	<u>Page</u>
<b>Three months ended March 31, 2019</b>	
<a href="#">Condensed Consolidated Balance Sheets as of March 31, 2019 (Unaudited) and December 31, 2018</a>	F-2
<a href="#">Condensed Consolidated Statements of Operations for the Three Months Ended March 31, 2019 and 2018 (Unaudited)</a>	F-3
<a href="#">Condensed Consolidated Statements of Comprehensive Loss for the Three Months Ended March 31, 2019 and 2018 (Unaudited)</a>	F-4
<a href="#">Condensed Consolidated Statements of Stockholders' Deficit for the Three Months Ended March 31, 2019 and 2018 (Unaudited)</a>	F-5
<a href="#">Condensed Consolidated Statements of Cash Flows for the Three Months Ended March 31, 2019 and 2018 (Unaudited)</a>	F-6
<a href="#">Notes to the Unaudited Condensed Consolidated Financial Statements</a>	F-7
<b>Years ended December 31, 2018 and December 31, 2017</b>	
<a href="#">Report of Independent Registered Public Accounting Firm</a>	F-25
<a href="#">Consolidated Balance Sheets as of December 31, 2018 and 2017</a>	F-26
<a href="#">Consolidated Statements of Operations for the years December 31, 2018 and 2017</a>	F-27
<a href="#">Consolidated Statements of Stockholders' Deficit for the years ended December 31, 2018 and 2017</a>	F-28
<a href="#">Consolidated Statements of Cash Flows for the years ended December 31, 2018 and 2017</a>	F-29
<a href="#">Notes to the Consolidated Financial Statements</a>	F-30

**ONDAS HOLDINGS INC.**  
**CONDENSED CONSOLIDATED BALANCE SHEETS**

	<u>March 31,</u> 2019	<u>December 31,</u> 2018
	(Unaudited)	
<b>ASSETS</b>		
<b>Current Assets:</b>		
Cash and cash equivalents	\$ 437,298	\$ 1,129,863
Accounts receivable	-	30,440
Inventory	355,428	347,945
Other current assets	430,590	533,481
<b>Total current assets</b>	<u>1,223,316</u>	<u>2,041,729</u>
Property and equipment, net	<u>515,851</u>	<u>502,146</u>
<b>Other Assets:</b>		
Operating lease right of use assets	875,873	-
Intangible assets, net	86,486	53,288
Deferred offering costs	66,765	14,982
Lease deposits	55,626	49,376
Total other assets	<u>1,084,750</u>	<u>117,646</u>
<b>Total assets</b>	<u>\$ 2,823,917</u>	<u>\$ 2,661,521</u>
<b>LIABILITIES AND STOCKHOLDERS' DEFICIT</b>		
<b>Current Liabilities:</b>		
Accounts payable	\$ 1,566,774	\$ 1,111,929
Secured promissory note, net of debt discount \$46,310 and \$72,038, respectively	10,129,919	10,063,208
Notes payable	3,979,940	3,882,868
Operating lease liabilities	550,467	-
Accrued expenses and other current liabilities	2,147,754	2,188,271
<b>Total current liabilities</b>	<u>18,374,854</u>	<u>17,246,276</u>
<b>Long-Term Liabilities:</b>		
Secured promissory note	4,100,000	-
Notes payable	300,000	300,000
Operating lease liabilities, net of current	705,859	-
Total long-term liabilities	<u>5,105,859</u>	<u>300,000</u>
<b>Total liabilities</b>	<u>23,480,713</u>	<u>17,546,276</u>
<b>Commitments and Contingencies</b>		
<b>Stockholders' Deficit:</b>		
Preferred stock - par value \$0.0001: 10,000,000 shares authorized	-	-
Common stock - par value \$0.0001; 350,000,000 shares authorized; 50,463,732 issued and outstanding	5,046	5,046
Additional paid in capital	17,538,757	17,491,734
Accumulated deficit	(38,205,260)	(32,381,535)
Other accumulated comprehensive income	4,661	-
<b>Total stockholders' deficit</b>	<u>(20,656,796)</u>	<u>(14,884,755)</u>
<b>Total liabilities and stockholders' deficit</b>	<u>\$ 2,823,917</u>	<u>\$ 2,661,521</u>

The accompanying footnotes are an integral part of these condensed consolidated financial statements.

**ONDAS HOLDINGS INC.**  
**CONDENSED CONSOLIDATED STATEMENTS OF OPERATIONS**  
(Unaudited)

	Three Months Ended March 31,	
	2019	2018
Revenues, net	\$ 32,294	\$ 29,382
Cost of goods sold	5,302	968
Gross profit	<u>26,992</u>	<u>28,414</u>
Operating expenses:		
General and administration	1,614,730	165,360
Sales and marketing	1,868,971	289,240
Research and development	1,661,419	137,181
Total operating expense	<u>5,145,120</u>	<u>591,781</u>
Operating loss	<u>(5,118,128)</u>	<u>(563,367)</u>
Other income (expense)		
Interest expense	(557,178)	(138,973)
Write-off of prepaid financing costs	(150,000)	-
Change in fair value of derivative liability	-	(869,129)
Interest income	1,581	-
Total other income (expense)	<u>(705,597)</u>	<u>(1,008,102)</u>
Loss before provision for income taxes	(5,823,725)	(1,571,469)
Provision for income taxes	-	-
Net loss	<u>\$ (5,823,725)</u>	<u>\$ (1,571,469)</u>
Net loss per share - basic and diluted	<u>\$ (0.12)</u>	<u>\$ (0.09)</u>
Weighted average number of common shares outstanding, basic and diluted	<u>50,463,732</u>	<u>16,797,744</u>

The accompanying footnotes are an integral part of these condensed consolidated financial statements.



**ONDAS HOLDINGS INC.**  
**CONDENSED CONSOLIDATED STATEMENTS OF COMPREHENSIVE LOSS**  
(Unaudited)

	Three Months Ended March 31,	
	<u>2019</u>	<u>2018</u>
Net loss	\$ (5,823,725)	\$ (1,571,469)
Other comprehensive income		
Foreign currency translation income	<u>4,661</u>	<u>-</u>
Comprehensive loss	<u>\$ (5,819,064)</u>	<u>\$ (1,571,469)</u>

The accompanying footnotes are an integral part of these condensed consolidated financial statements.

**ONDAS HOLDINGS INC.**  
**CONDENSED CONSOLIDATED STATEMENTS OF STOCKHOLDERS' DEFICIT**  
**FOR THE THREE MONTHS ENDED MARCH 31, 2019 AND 2018**  
(Unaudited)

	Common Stock		Additional Paid in Capital	Accumulated Deficit	Other Accumulated Comprehensive Income	Total
	Shares	Amount				
<b>Balance, December 31, 2017</b>	16,797,744	\$ 1,679	\$ 12,361,205	\$ (20,284,671)	\$ -	\$ (7,921,787)
Issuance of shares in private placement	6,648,586	665	4,031	-	-	4,696
Net loss	-	-	-	(1,571,469)	-	(1,571,469)
<b>Balance, March 31, 2018</b>	<u>23,446,330</u>	<u>\$ 2,344</u>	<u>\$ 12,365,236</u>	<u>\$ (21,856,140)</u>	<u>\$ -</u>	<u>\$ (9,488,560)</u>
<b>Balance, December 31, 2018</b>	50,463,732	\$ 5,046	\$ 17,491,734	\$ (32,381,535)	\$ -	(14,884,755)
Stock-based compensation	-	-	47,023	-	-	47,023
Comprehensive income	-	-	-	-	4,661	4,661
Net loss	-	-	-	(5,823,725)	-	(5,823,725)
<b>Balance, March 31, 2019</b>	<u>50,463,732</u>	<u>\$ 5,046</u>	<u>\$ 17,538,757</u>	<u>\$ (38,205,260)</u>	<u>\$ 4,661</u>	<u>\$ (20,656,796)</u>

The accompanying footnotes are an integral part of these condensed consolidated financial statements.

**ONDAS HOLDINGS INC.**  
**CONSOLIDATED STATEMENTS OF CASH FLOWS**  
(Unaudited)

	Three Months Ended March 31,	
	2019	2018
<b>CASH FLOWS FROM OPERATING ACTIVITIES</b>		
Net loss	\$ (5,823,725)	\$ (1,571,469)
Adjustments to reconcile net loss to net cash flows used in operating activities:		
Depreciation	32,701	2,635
Allowance for doubtful accounts	-	(7,914)
Amortization of debt discount and deferred financing costs	66,711	(61,977)
Amortization of intangible assets	116	-
Amortization of operating lease asset	102,789	-
Impairment of operating lease	259,926	-
Write-off of prepaid financing costs	150,000	-
Stock-based compensation	47,023	-
Change in fair value of derivative liability	-	869,129
Changes in operating assets and liabilities:		
Accounts receivable	30,440	39,769
Inventory	(7,448)	(99,252)
Other current assets	(85,438)	(29,601)
Accounts payable	454,845	(48,652)
Operating lease liability	77,164	-
Accrued expenses and other current liabilities	154,896	29,166
Net cash flows used in operating activities	(4,694,328)	(878,166)
<b>CASH FLOWS FROM INVESTING ACTIVITIES</b>		
Purchase of equipment	(45,189)	(1,623)
Patent costs	(33,314)	(8,380)
Deposits	(6,250)	-
Net cash flows used in investing activities	(84,753)	(10,003)
<b>CASH FLOWS FROM FINANCING ACTIVITIES</b>		
Proceeds from secured promissory note	4,100,000	5,000,000
Payment of deferred offering costs	(13,484)	-
Proceeds from convertible notes payable	-	100,000
Repayment of advances from related party	-	(41,975)
Net cash flows provided by financing activities	4,086,516	5,058,025
(Decrease) increase in cash and cash equivalents	(692,565)	4,169,856
Cash and cash equivalent, beginning of period	1,129,863	456,018
Cash and cash equivalents, end of period	\$ 437,298	\$ 4,625,874
<b>SUPPLEMENTAL DISCLOSURES OF CASH FLOW INFORMATION:</b>		
Cash paid for interest	\$ 343,986	\$ 123,583
Cash paid for income taxes	\$ -	\$ -
<b>SUPPLEMENTAL SCHEDULE OF NON-CASH FINANCING ACTIVITIES:</b>		
Interest converted to debt	\$ 97,072	\$ 17,310
Derivative liability	\$ -	\$ 1,035,222
Increase in debt for non cash interest	\$ -	\$ 10,018

The accompanying footnotes are an integral part of these condensed consolidated financial statements.

**ONDAS HOLDINGS INC.**  
**NOTES TO UNAUDITED CONDENSED CONSOLIDATED FINANCIAL STATEMENTS**

**NOTE 1 – DESCRIPTION OF BUSINESS AND BASIS OF PRESENTATION**

The Company

Ondas Holdings Inc. (the “Company”) was originally incorporated in Nevada on December 22, 2014 under the name of Zev Ventures Incorporated. On September 28, 2018, we closed the Acquisition (see below), changed our name to Ondas Holdings Inc., and Ondas Networks Inc., a Delaware corporation (“Ondas Networks”), became our sole focus and wholly owned subsidiary. The corporate headquarters for Ondas Holdings Inc. and operational headquarters for Ondas Networks Inc. is located in Sunnyvale, California. Unless otherwise stated or unless the context otherwise requires, the description of our business set forth below is provided on a combined basis, taking into account our subsidiary, Ondas Networks. Ondas Networks was originally incorporated in Delaware on February 16, 2006 under the name of Full Spectrum Inc. On August 10, 2018, the name was changed to Ondas Networks Inc.

Ondas Networks’ wireless networking products are applicable to a wide range of mission critical functions that require secure communications over large geographic areas. We provide wireless connectivity solutions enabling mission-critical Industrial Internet applications and services. We refer to these applications as the Mission-Critical Internet of Things (MC-IoT).

We design, develop, manufacture, sell and support FullMAX, our multi-patented, state-of-the-art, point-to-multipoint, Software Defined Radio (SDR) system for secure, licensed, private, wide-area broadband networks. Our customers purchase FullMAX system solutions to deploy wide-area intelligent networks (WANs) for smart grids, smart pipes, smart fields and any other mission critical network that needs internet protocol connectivity. We intend to sell our products and services globally through a direct sales force and value-added sales partners to critical infrastructure providers including electric utilities, water and wastewater utilities, oil and gas producers, and for other critical infrastructure applications in areas such as homeland security and defense, and transportation.

Our future capital requirements will depend upon many factors, including progress with developing, manufacturing and marketing our technologies, the time and costs involved in preparing, filing, prosecuting, maintaining and enforcing patent claims and other proprietary rights, our ability to establish collaborative arrangements, marketing activities and competing technological and market developments, including regulatory changes and overall economic conditions in our target markets.

Our business consists of a single segment of products and services all of which are sold and provided in the United States and certain international markets.

The Acquisition

On September 28, 2018, we entered into the Agreement and Plan of Merger and Reorganization (the “Merger Agreement”) with Zev Merger Sub, Inc. and Ondas Networks to acquire Ondas Networks. The transactions contemplated by the Merger Agreement were consummated on September 28, 2018 (the “Closing”), and pursuant to the terms of the Merger Agreement, all outstanding shares of common stock of Ondas Networks, \$0.00001 par value per share, (the “Ondas Networks Share(s)”), were exchanged for shares of our common stock, \$0.0001 par value per share (the “Company Shares”). Accordingly, Ondas Networks became our wholly-owned subsidiary and its business became the business of the Company.

At the Closing, each Ondas Networks Share outstanding immediately prior to the Closing was converted into 3.823 Company Shares (the “Exchange Ratio”), with all fractional shares rounded down to the nearest whole share. Accordingly, we issued an aggregate of 25,463,732 Company Shares for all of the then-outstanding Ondas Networks Shares.

**ONDAS HOLDINGS INC.**  
**NOTES TO UNAUDITED CONDENSED CONSOLIDATED FINANCIAL STATEMENTS**

In connection with the Closing, we amended and restated our articles of incorporation, effective September 28, 2018 to (i) change our name to Ondas Holdings Inc. and (ii) increase our authorized capital to 360,000,000 shares, consisting of 350,000,000 shares of common stock, par value \$0.0001 per share, and 10,000,000 shares of "blank check" preferred stock, par value \$0.0001 per share. In connection with the Acquisition, our trading symbol changed to "ONDS" effective at the opening of business on October 5, 2018.

Also in connection with the Closing, (i) our sole director appointed additional individuals, who previously were members of the board of directors of Ondas Networks and its chief executive officer, to serve on our board of directors, and our board of directors subsequently appointed executive officers; (ii) the former holders of the Ondas Networks Shares executed lock-up agreements (the "Lock-Up Agreements"), which provide for an initial 12-month lock-up period followed by a subsequent 12-month limited sale period, commencing with the date of the Closing; (iii) we entered into a Common Stock Repurchase Agreement with Energy Capital, LLC, a current stockholder of the Company ("Energy Capital"), pursuant to which the entity sold an aggregate of 32.6 million Company Shares (the "Repurchase Shares") to us at \$0.0001 per share, for an aggregate consideration of \$3,260. The Repurchase Shares were canceled and returned to our authorized but unissued shares; (iv) our board of directors approved, and our stockholders adopted, the 2018 Incentive Stock Plan (the "2018 Plan") pursuant to which 10 million Company Shares has been reserved for issuance to employees, including officers, directors and consultants; and (v) we entered into a Loan and Security Agreement with Energy Capital, pursuant to which Energy Capital agreed to lend us an aggregate principal amount of up to \$10 million, subject to specified conditions.

In accordance with ASC 805-40, *Reverse Acquisitions*, the historical capital stock account of Ondas Networks immediately prior to the Closing was carried forward and retroactively adjusted to reflect the par value of the outstanding stock of the Company, including the number of shares issued in the Closing as we are the surviving legal entity. Additionally, retained earnings of Ondas Networks have been carried forward after the Closing. All share and per share amounts in the condensed consolidated financial statements and related notes have been retrospectively adjusted to reflect the one for 3.823 exchange of shares of common stock in connection with the Acquisition.

Liquidity

We have incurred losses since inception and have funded our operations primarily through debt and the sale of capital stock. At March 31, 2019, we had an accumulated deficit of approximately \$38,200,000 and short-term borrowings outstanding of approximately \$14,100,000, of which approximately \$4,000,000, is due on June 30, 2019 and approximately \$10,100,000 is due on September 9, 2019. At March 31, 2019 we had long-term borrowings outstanding of \$4,400,000. As of March 31, 2019, we had cash and cash equivalents of approximately \$400,000 and a working capital deficit of approximately \$17,200,000.

Our future capital requirements will depend upon many factors, including progress with developing, manufacturing and marketing our technologies, the time and costs involved in preparing, filing, prosecuting, maintaining and enforcing patent claims and other proprietary rights, our ability to establish collaborative arrangements, marketing activities and competing technological and market developments, including regulatory changes and overall economic conditions in our target markets.

**ONDAS HOLDINGS INC.**  
**NOTES TO UNAUDITED CONDENSED CONSOLIDATED FINANCIAL STATEMENTS**

Our ability to generate revenue and achieve profitability depends on our completion of our second-generation products and commencing the manufacture, marketing and sales of those products. These activities, including our planned research and development efforts, will require significant uses of working capital through the end of 2019 and beyond. Based on our current operating plans, we believe that our existing cash and cash equivalents, as well as the \$5.9 million in borrowings available under the Energy Capital Loan and Security Agreement (see NOTE 8 for additional details), will be sufficient to meet our anticipated operating needs through June 30, 2019. We currently do not have sufficient funds to repay certain debt obligations totaling approximately \$4 million on maturity on June 30, 2019 and must secure additional equity or debt capital in order to repay those obligations. At the present time we have no commitments for any such funding and no assurance can be provided that we will be able to raise the needed funds on commercially acceptable terms or at all. These factors raise substantial doubt about our ability to continue as a going concern through May 10, 2020. The financial information contained in these financial statements have been prepared on a basis that assumes that we will continue as a going concern, which contemplates the realization of assets and the satisfaction of liabilities and commitments in the normal course of business. This financial information and these financial statements do not include any adjustments that may result from the outcome of this uncertainty.

**NOTE 2 – SUMMARY OF SIGNIFICANT ACCOUNTING POLICIES**

**Basis of Presentation**

In the opinion of management, the accompanying unaudited condensed consolidated financial statements include all adjustments, consisting of normal recurring adjustments, necessary for a fair presentation of the Company's financial statements for interim periods in accordance with accounting principles generally accepted in the United States ("U.S. GAAP"). The information included in this quarterly report on Form 10-Q should be read in conjunction with the audited consolidated financial statements and the accompanying notes included in the Company's Annual Report on Form 10-K for the year ended December 31, 2018 ("2018 Form 10-K"). The Company's accounting policies are described in the "Notes to Consolidated Financial Statements" in the 2018 Form 10-K and are updated, as necessary, in this Form 10-Q. The year-end condensed consolidated balance sheet data presented for comparative purposes was derived from the audited financial statements but does not include all disclosures required by U.S. GAAP. The results of operations for the three months ended March 31, 2019 are not necessarily indicative of the operating results for the full year or for any other subsequent interim period.

**Principles of Consolidation**

The consolidated financial statements include the accounts of the Company and our wholly owned subsidiaries Ondas Networks and FS Partners (FS Partners has not begun operations) and our majority owned subsidiaries, Full Spectrum Holding and Ondas Network Limited (both have not begun operations). All significant inter-company accounts and transactions between these entities have been eliminated in these condensed consolidated financial statements.

**Use of Estimates**

The process of preparing financial statements in conformity with U.S. GAAP requires management to make estimates and assumptions that affect the reported amounts of assets and liabilities and disclosure of assets and liabilities at the date of the financial statements. Such management estimates include those relating to revenue recognition, inventory write-downs to reflect net realizable value, assumptions used in the valuation of stock-based awards and warrants, and valuation allowances against deferred tax assets. Actual results could differ from those estimates.

**ONDAS HOLDINGS INC.**  
**NOTES TO UNAUDITED CONDENSED CONSOLIDATED FINANCIAL STATEMENTS**

Inventory

Inventories, which consist solely of equipment components, are stated at the lower of cost (first-in, first-out) or net realizable value, net of reserves for obsolete inventory. We continually analyze our slow-moving and excess inventories. Based on historical and projected sales volumes and anticipated selling prices, we established reserves. Inventory that is in excess of current and projected use is reduced by an allowance to a level that approximates its estimate of future demand. Products that are determined to be obsolete are written down to net realizable value. As of March 31, 2019 and December 31, 2018, we determined that no such reserves were necessary.

Inventory consist of the following:

	March 31, 2019	December 31, 2018
Raw Material	\$ 321,598	\$ 307,947
Finished Goods	33,830	39,998
<b>TOTAL INVENTORY</b>	<b>\$ 355,428</b>	<b>\$ 347,945</b>

Stock-Based Compensation

The Company follows the fair value recognition provisions in ASC 718, *Stock Compensation* (“ASC 718”) and the provisions of ASC 505 (“ASC 505”) for stock-based transactions with non-employees. Stock based compensation expense recognized during the year includes compensation expense for all share-based payments based on a grant date fair value estimated in accordance with the provisions in the FASB guidance for stock compensation. The grant date is the date at which an employer and employee reach a mutual understanding of the key terms and conditions of a share-based payment award.

Fair Value of Financial Instruments

Our financial instruments consist primarily of receivables, accounts payable, accrued expenses and short and long-term debt. The carrying amount of receivables, accounts payable and accrued expenses approximates fair value because of the short-term maturity of such instruments. We have elected not to carry our debt instruments at fair value. The carrying amount of our debt approximates fair value. Interest rates that are currently available to us for issuance of short and long-term debt with similar terms and remaining maturities are used to estimate the fair value of our short and long-term debt.

We have categorized our assets and liabilities that are valued at fair value on a recurring basis into a three-level fair value hierarchy in accordance with U.S. GAAP. Fair value is defined as the exchange price that would be received for an asset or paid to transfer a liability (an exit price) in the principal or most advantageous market for the asset or liability in an orderly transaction between market participants on the measurement date. The fair value hierarchy gives the highest priority to quoted prices in active markets for identical assets and liabilities (Level 1) and lowest priority to unobservable inputs (Level 3).

Assets and liabilities recorded in the balance sheets at fair value are categorized based on a hierarchy of inputs, as follows:

**Level 1** — Unadjusted quoted prices in active markets for identical assets or liabilities.

**Level 2** — Quoted prices for similar assets or liabilities in active markets or inputs that are observable for the asset or liability, either directly or indirectly through market corroboration, for substantially the full term of the financial instrument.

**Level 3** — Unobservable inputs for the asset or liability.

At March 31, 2019 and December 31, 2018, we had no instruments requiring a fair value determination.

The following table provides a summary of changes in fair value associated with the Level 3 liabilities for three months ended March 31, 2019 and for the year ended December 31, 2018:

	Fair Value Measurements Using Significant Unobservable Inputs (Level 3)	
	Three Months Ended March 31, 2019	Year ended December 31, 2018
Balance, beginning of period	\$ -	\$ (166,093)
Issuances of derivative liability	-	-
Reclassification to additional paid in capital	-	1,141,995
Change in fair value of derivative liability	-	(975,902)
<b>Balance, end of period</b>	<b>\$ -</b>	<b>\$ -</b>

**ONDAS HOLDINGS INC.**  
**NOTES TO UNAUDITED CONDENSED CONSOLIDATED FINANCIAL STATEMENTS**

The above table of Level 3 liabilities begins with the prior period balance and adjusts the balance for changes that occurred during the current period. The ending balance of the Level 3 financial instrument presented above represent our best estimates and may not be substantiated by comparisons to independent markets and, in many cases, could not be realized in immediate settlement of the instruments.

Deferred Offering Costs

The Company capitalizes certain legal, professional accounting and other third-party fees that are directly associated with in-process equity financings as deferred offering costs until such financings are consummated. After consummation of the equity financing, these costs are recorded in stockholders' deficit as a reduction of additional paid-in capital generated as a result of the offering. Should a planned equity financing be abandoned, the deferred offering costs will be expensed immediately as a charge to operating expenses in the consolidated statement of operations.

Debt Issuance Costs

Debt issuance costs represent costs incurred for the issuance of debt. Once the associated debt instrument is issued, these costs would be recorded as a debt discount and amortized using the effective interest method over the term of the related debt instrument. Upon abandonment of a pending financing transaction, the related deferred financing costs are charged to interest expense. In accordance with this policy during the three months ended March 31, 2019, the Company expensed \$150,000 of financing costs in accordance with this policy.

Foreign Currency

Our functional currency is the U.S. dollar. The functional currency of our foreign operations, generally, is the respective local currency for each foreign subsidiary. Assets and liabilities of foreign operations denominated in local currencies are translated at the spot rate in effect at the applicable reporting date. Our condensed consolidated statements of income are translated at the weighted average rate of exchange during the applicable period. The resulting unrealized cumulative translation adjustment is recorded as a component of accumulated other comprehensive income (loss) in stockholders' equity. Realized and unrealized transaction gains and losses generated by transactions denominated in a currency different from the functional currency of the applicable entity are recorded in other income (loss) in the period in which they occur.

ASC 606, Revenue from Contracts with Customers

On January 1, 2018, we adopted ASC 606 *Revenue from Contracts with Customers* ("ASC 606"), using the modified retrospective method with respect to all non-completed contracts. ASC 606 outlines a single comprehensive model for entities to use in accounting for revenue arising from contracts with customers and supersedes nearly all existing revenue recognition guidance, including industry-specific guidance. The new guidance is based on the principle that an entity should recognize revenue to depict the transfer of products or services to customers in an amount that reflects the consideration to which the entity expects to be entitled in exchange for those products or services. The new guidance also requires additional disclosure about the nature, amount, timing and uncertainty of revenue and cash flows arising from customer contracts, including significant judgment and changes in judgments and assets recognized from costs incurred to fulfill a contract. The adoption of ASC 606 did not have a material effect on our financial position, results of operations, or internal controls over financial reporting.



**ONDAS HOLDINGS INC.**  
**NOTES TO UNAUDITED CONDENSED CONSOLIDATED FINANCIAL STATEMENTS**

Under ASC 606, the Company recognizes revenue when the customer obtains control of promised products or services, in an amount that reflects the consideration which is expected to be received in exchange for those products or services. The Company recognizes revenue following the five-step model prescribed under ASC 606: (i) identify contract(s) with a customer; (ii) identify the performance obligation(s) in the contract; (iii) determine the transaction price; (iv) allocate the transaction price to the performance obligation(s) in the contract; and (v) recognize revenue when (or as) the Company satisfies a performance obligation. The Company only applies the five-step model to contracts when it is probable that the entity will collect the consideration it is entitled to in exchange for the products or services it transfers to the customer.

At contract inception, once the contract is determined to be within the scope of ASC 606, the Company assesses the products or services promised within each contract and determines those that are performance obligations and assesses whether each promised product or service is distinct. The Company then recognizes as revenue the amount of the transaction price that is allocated to the respective performance obligation when (or as) the performance obligation is satisfied. To the extent the transaction price includes variable consideration, we estimate the amount of variable consideration that should be included in the transaction price utilizing the expected value method. Variable consideration is included in the transaction price if, in our judgment, it is probable that a significant future reversal of cumulative revenue under the contract will not occur. Estimates of variable consideration and determination of whether to include estimated amounts in the transaction price are based largely on an assessment of our anticipated performance and all information (historical, current and forecasted) that is reasonably available. Sales, value add, and other taxes collected on behalf of third parties are excluded from revenue. For the three months ended March 31, 2019 and 2018, none of our contracts with customers included variable consideration.

Contracts that are modified to account for changes in contract specifications and requirements are assessed to determine if the modification either creates new or changes the existing enforceable rights and obligations. Generally, contract modifications are for products or services that are not distinct from the existing contract due to the inability to use, consume or sell the products or services on their own to generate economic benefits and are accounted for as if they were part of that existing contract. The effect of a contract modification on the transaction price and measure of progress for the performance obligation to which it relates, is recognized as an adjustment to revenue (either as an increase in or a reduction of revenue) on a cumulative catch-up basis. For the three months ended March 31, 2019 and 2018, there were no modifications to contract specifications.

The Company is engaged in the development, marketing and sale of wireless radio systems for secure, wide area mission-critical business-to-business networks. We generate revenue primarily from the sale of the FullMAX System and the delivery of related services.

Product revenue is comprised of sales of the Company's software defined base station and remote radios, its network management and monitoring system, and accessories. The Company's software and hardware is sold with a limited one-year basic warranty included in the price. The limited one-year basic warranty is an assurance-type warranty, is not a separate performance obligation, and thus no transaction price is allocated to it. The nature of tasks under the limited one-year basic warranty only provide for remedying defective product(s) covered by the warranty. Product revenue is generally recognized when the customer obtains control of our product, which occurs at a point in time, and may be upon shipment or upon delivery based on the contractual shipping terms of a contract, or upon installation when the combined performance obligation is not distinct within the context of the contract.

**ONDAS HOLDINGS INC.**  
**NOTES TO UNAUDITED CONDENSED CONSOLIDATED FINANCIAL STATEMENTS**

Service revenue is comprised of separately priced extended warranty sales, network support and maintenance, remote monitoring, as well as ancillary services directly related to the sale of the Company's wireless communications products including wireless network design, systems engineering, radio frequency planning, software configuration, product training, installation, and onsite support. The extended warranty sold by the Company provides a level of assurance beyond the coverage for defects that existed at the time of a sale or against certain types of covered damage. The extended warranty includes 1) factory hardware repair or replacement, at our election, of the base station and remote radios, 2) software upgrades, bug fixes and new features of the radio software and NMS, 3) deployment and network architecture support, and 4) technical support by phone and email. Extended warranty, network support and maintenance, and remote monitoring revenues are recognized ratably over the term of the service contract. Ancillary service revenues are recognized at the point in time when those services have been provided to the customer and the performance obligation has been satisfied.

If the customer contract contains a single performance obligation, the entire transaction price is allocated to the single performance obligation. We enter into certain contracts that have multiple performance obligations, one or more of which may be delivered subsequent to the delivery of other performance obligations. We allocate the transaction price based on the estimated relative standalone selling prices of the promised products or services underlying each performance obligation. We determine standalone selling prices based on the price at which the performance obligation is sold separately. If the standalone selling price is not observable through past transactions, we estimate the standalone selling price considering available information such as market conditions and internally approved pricing guidelines related to the performance obligations. Revenue is then allocated to the performance obligations using the relative selling prices of each of the performance obligations in the contract.

Our payment terms vary and range from Net 15 to Net 30 days from the date of the invoices.

*Disaggregation of Revenue*

The following tables present our disaggregated revenues by Type of Revenue and Timing of Revenue:

Type of Revenue	Three Months Ended March 31,	
	2019	2018
	Product revenue	\$ 12,963
Service revenue	19,331	29,382
Total revenue	\$ 32,294	\$ 29,382

Timing of Revenue	Three Months Ended March 31,	
	2019	2018
	Revenue recognized point in time	\$ 18,307
Revenue recognized over time	13,987	24,415
Total	\$ 32,294	\$ 29,382

*Contract Assets and Liabilities*

We recognize a receivable or contract asset when we perform a service or transfer a good in advance of receiving consideration. A receivable is recorded when our right to consideration is unconditional and only the passage of time is required before payment of that consideration is due. A contract asset is recorded when our right to consideration in exchange for good or services that we have transferred to a customer is conditional on something other than the passage of time. We did not have any contract assets recorded at March 31, 2019.

**ONDAS HOLDINGS INC.**  
**NOTES TO UNAUDITED CONDENSED CONSOLIDATED FINANCIAL STATEMENTS**

We recognize a contract liability when we receive consideration, or if we have the unconditional right to receive consideration, in advance of satisfying the performance obligation. A contract liability is our obligation to transfer goods or services to a customer for which we have received consideration, or an amount of consideration is due from the customer. The table below details the activity in our contract liabilities during the three months ended March 31, 2019, and the balance at March 31, 2019 and is included in other current liabilities the Company's condensed consolidated balance sheet.

	Three Months Ended March 31, 2019
Balance at beginning of period	\$ 20,631
Additions	20,826
Transfer to revenue	(13,987)
Balance at end of period	\$ 27,470

*Warranty Reserve*

We provide a limited one-year assurance-type warranty on our software and hardware products. The assurance-type warranty covers defects in material and workmanship only. If a warranted software or hardware component is determined to be defective after being tested by the Company, the Company will repair, replace or refund the price of the covered hardware and/or software to the customer (not including any shipping, handling, delivery or installation charges). We estimate, based upon a review of historical warranty claim experience, the costs that may be incurred under our warranties and record a liability in the amount of such estimate at the time a product is sold. Factors that affect our warranty liability include the number of units sold, historical and anticipated rates of warranty claims, and cost per claim. We periodically assess the adequacy of our recorded warranty liability and adjust the accrual as claims data and historical experience warrants. The Company has assessed the costs of fulfilling its existing assurance-type warranties and has determined that the estimated outstanding warranty obligation at March 31, 2019 is immaterial to the Company's financial statements.

Accounting Standard Update 2016-02, Leases

Under Topic 842, operating lease expense is generally recognized evenly over the term of the lease. The Company has operating leases primarily consisting of office space with remaining lease terms of 21 months to 50 months. Current facility leases include our offices in Sunnyvale, CA and Chengdu, Sichuan Province, People's Republic of China. Lease costs were \$160,802 for the three months ended March 31, 2019. There was no sublease rental income for the three months ended March 31, 2019.

Leases with an initial term of twelve months or less are not recorded on the balance sheet. For lease agreements entered into or reassessed after the adoption of Topic 842, we combine the lease and non-lease components in determining the lease liabilities and right of use ("ROU") assets.

Our lease agreements generally do not provide an implicit borrowing rate, therefore an internal incremental borrowing rate is determined based on information available at lease commencement date for purposes of determining the present value of lease payments. We used the incremental borrowing rate on December 31, 2018 for all leases that commenced prior to that date.

**ONDAS HOLDINGS INC.**  
**NOTES TO UNAUDITED CONDENSED CONSOLIDATED FINANCIAL STATEMENTS**

*Lease Costs*

	Three Months Ended March 31, 2019
Components of total lease costs:	
Operating lease expense	\$ 148,085
Short-term lease costs <sup>(1)</sup>	12,717
Total lease costs	\$ 160,802

<sup>(1)</sup> Represents short-term leases which are immaterial.

*Lease Positions as of March 31, 2019*

ROU lease assets and lease liabilities for our operating leases were recorded in the condensed consolidated balance sheet as follows:

	March 31, 2019
<b>Assets</b>	
Other assets	\$ 875,873
Total assets	\$ 875,873
<b>Liabilities</b>	
Operating lease liabilities	\$ 550,467
Operating lease liabilities, net of current	705,859
Total lease liability	\$ 1,256,326

*Lease Terms and Discount Rate*

Weighted average remaining lease term (in years) – operating lease	2.77
Weighted average discount rate – operating lease	14%

*Cash Flows*

	Three Months Ended March 31, 2019
Cash paid for amounts included in the measurement of lease liabilities:	
Operating cash flows for operating leases	\$ 77,164
Supplemental non-cash amounts of lease liabilities arising from obtaining ROU assets	\$ 1,315,161

**ONDAS HOLDINGS INC.**  
**NOTES TO UNAUDITED CONDENSED CONSOLIDATED FINANCIAL STATEMENTS**

*Undiscounted Cash Flows*

Future lease payments included in the measurement of lease liabilities on the condensed consolidated balance sheet as of March 31, 2019, for the following five years and thereafter are as follows:

Years ending December 31,	
2019 (9 months)	\$ 492,937
2020	645,248
2021	173,545
2022	116,392
2023	67,895
Total future minimum lease payments	1,496,017
Lease imputed interest	239,691
Total	<u>\$ 1,256,326</u>

At March 31, 2019, one of our long-term operating leases was abandoned and the likelihood of entering into a sublease agreement for the property was minimal, therefore, the Right to Use Asset value of \$259,926 was considered impaired and the amount was charged to asset impairment on the accompanying condensed consolidated financial statements.

Net Loss Per Common Share

Net loss per share for all periods presented is based on the equity structure of the legal acquirer, which assumes common stock is outstanding and is reflected on a retrospective basis for all periods presented. Basic net loss per share is computed by dividing net loss by the weighted average shares of common stock outstanding for each period. Diluted net loss per share is the same as basic net loss per share since the Company has net losses for each period presented.

Potentially dilutive securities related to convertible debt for the three months ended March 31, 2019 and 2018 totaled 140,678 and 1,541,485, respectively, and have been excluded from the computation of diluted net loss per share because the effect of their inclusion would have been anti-dilutive.

Concentration of Customers

Because we have only recently invested in our customer service and support organization, a small number of customers have accounted for a substantial amount of our revenue. During the three months ended March 31, 2019, two customers accounted for approximately \$25,700 and \$5,600 of our revenue or 80% and 17%, respectively. No other customers provided more than 10% of our revenue during the three months ended March 31, 2019. During the three months ended March 31, 2018, two customers accounted for approximately \$19,000 and \$6,800 of our revenue or 65% and 23%, respectively. No other customers provided more than 10% of our revenue during the three months ended March 31, 2018.

Recent Accounting Pronouncements

In August 2018, the Financial Accounting Standards Board ("FASB"), issued Accounting Standards Update ("ASU"), 2018-13 that eliminates certain disclosure requirements for fair value measurements for all entities, requires public entities to disclose certain new information and modifies some disclosure requirements. The FASB developed the amendments to Accounting Standards Codification ("ASC") 820 as part of its broader disclosure framework project, which aims to improve the effectiveness of disclosures in the notes to financial statements by focusing on requirements that clearly communicate the most important information to users of the financial statements. The new guidance is effective for all entities for fiscal years beginning after December 15, 2019 and for interim periods within those fiscal years. An entity is permitted to early adopt either the entire standard or only the provisions that eliminate or modify requirements. We are currently evaluating the effect of this guidance on our disclosures.

**ONDAS HOLDINGS INC.**  
**NOTES TO UNAUDITED CONDENSED CONSOLIDATED FINANCIAL STATEMENTS**

In June 2018, the FASB issued ASU 2018-07, Compensation - Stock Compensation (Topic 718): Improvements to Nonemployee Share-Based Payment Accounting (“ASU 2018-07”). The amendments in ASU 2018-07 expand the scope of Topic 718 to include share-based payment transactions for acquiring goods and services from nonemployees. ASU 2018-07 is effective for fiscal years beginning after December 15, 2018, and interim periods within those fiscal years. Early adoption is permitted. The Company has elected to early adopt ASU 2018-07 effective as of October 1, 2018.

In July 2017, the FASB issued ASU 2017-11 (“ASU 2017-11”), Earnings Per Share (“Topic 260”) *Distinguishing Liabilities from Equity* (“Topic 480”), and *Derivatives and Hedging* (“Topic 815”). ASU 2017-11 is intended to simplify the accounting for financial instruments with characteristics of liabilities and equity. Among the issues addressed are: (i) determining whether an instrument (or embedded feature) is indexed to an entity’s own stock; (ii) distinguishing liabilities from equity for mandatorily redeemable financial instruments of certain nonpublic entities; and (iii) identifying mandatorily redeemable non-controlling interests. ASU 2017-11 is effective for the Company on January 1, 2019. The adoption of this pronouncement had no impact on our accompanying condensed consolidated financial statements.

**NOTE 3 – OTHER CURRENT ASSETS**

Other current assets consist of the following:

	March 31, 2019	December 31, 2018
Advances for raw material purchases	\$ 201,105	\$ -
Prepaid marketing costs	79,600	125,525
Other prepaid expenses	71,822	40,654
Prepaid insurance	43,018	102,743
Deposits	31,965	31,965
Miscellaneous receivables	3,080	44,294
Prepaid financing costs	-	188,300
TOTAL OTHER CURRENT ASSETS	<u>\$ 430,590</u>	<u>\$ 533,481</u>

**ONDAS HOLDINGS INC.**  
**NOTES TO UNAUDITED CONDENSED CONSOLIDATED FINANCIAL STATEMENTS**

**NOTE 4 – PROPERTY AND EQUIPMENT**

Property and equipment consist of the following:

	March 31, 2019	December 31, 2018
Leasehold improvements	\$ 267,779	\$ 256,920
Vehicle	149,916	143,560
Furniture and fixtures	134,872	132,088
Computer Equipment	108,435	87,087
Software	61,287	61,287
Test Equipment	5,059	-
	<u>727,348</u>	<u>680,942</u>
Less: accumulated depreciation	(211,497)	(178,796)
<b>TOTAL PROPERTY AND EQUIPMENT</b>	<b><u>\$ 515,851</u></b>	<b><u>\$ 502,146</u></b>

Depreciation expense for the three months ended March 31, 2019 and 2018 was \$32,701 and \$2,635, respectively.

**NOTE 5 – INTANGIBLE ASSETS**

Our intangible assets include patent costs totaling \$86,796 less amortization of patent costs of \$310 at March 31, 2019. Our intangible assets include patent costs totaling \$53,482 less amortization of patent costs of \$194 at December 31, 2018.

Estimated amortization expense for the next five years for the patent cost currently being amortized is as follows:

Year Ending December 31,	Estimated Amortization
2019(9 months)	\$ 349
2020	\$ 465
2021	\$ 465
2022	\$ 465
2023	\$ 465

**ONDAS HOLDINGS INC.**  
**NOTES TO UNAUDITED CONDENSED CONSOLIDATED FINANCIAL STATEMENTS**

**NOTE 6 – OTHER CURRENT LIABILITIES**

Accrued expenses and other current liabilities consist of the following:

	March 31, 2019	December 31, 2018
Accrued payroll and other benefits	\$ 1,642,775	\$ 1,659,577
Accrued professional fees	167,826	126,384
Accrued interest	188,013	138,605
Accrued rent and facilities costs	99,965	160,544
Deferred revenue	27,470	20,631
Other accrued expenses	21,704	30,000
D&O insurance financing payable	-	52,530
<b>TOTAL OTHER CURRENT LIABILITIES</b>	<b>\$ 2,147,753</b>	<b>\$ 2,188,271</b>

**NOTE 7 – NOTES PAYABLE AND OTHER FINANCING AGREEMENTS**

Loan Agreements

In October 2007, Ondas Networks entered into a 6% per annum loan agreement, as amended, with an entity in the amount of \$550,000 in connection with the issuance of common stock of Ondas Networks (the “October 2007 Loan”); however, the October 2007 Loan was not memorialized. The original maturity date of the October 2007 Loan was September 30, 2011. On February 11, 2016, the entity and Ondas Networks entered into a Loan Amendment to amend the October 2007 Loan to (i) extend the maturity date to April 1, 2017 and (ii) clear and waive any existing defaults. On November 30, 2017, the entity and Ondas Networks entered into a Loan Modification Agreement to further amend the October 2007 Loan to (i) transfer all accrued and unpaid interest (\$17,310) as of December 31, 2017 to principal in January 2018, (ii) extend the maturity date to December 31, 2018, (iii) clear and waive any existing defaults, and (iv) amend the interest rate to 10% per annum effective January 1, 2018. On October 1, 2018, the entity entered into an Assignment and Assumption Agreement to assign all of its rights and obligations including all principal and interest owing under the October 2007 Loan to an unaffiliated third party. On March 30, 2019, Ondas Networks entered into an Amendment to further amend the October 2007 Loan to transfer all accrued and unpaid interest through March 30, 2019 in the amount of \$14,183 to principal and to extend the maturity date to June 30, 2019. At March 31, 2019 and December 31, 2018, the outstanding balance of the October 2007 Loan was \$581,493 and \$567,310, respectively.

On December 31, 2013, Ondas Networks entered into a 10% per annum Promissory Note, as amended, with an entity in the amount of \$250,000, of which \$25,000 was repaid in February 2015 (the “December 2013 Note”). The original maturity of the December 2013 Note was December 31, 2014. On November 1, 2014, Ondas Networks entered into a Loan Agreement, as amended, with the same entity in the amount of \$210,000. (the “November 2014 Loan”). The original maturity of the November 2014 Loan was March 16, 2015. The interest through the original maturity date of the November 2014 Loan was a fixed amount of \$16,800. Subsequent to the original maturity date, the November 2014 Loan accrued interest at a rate of 18% per annum. On September 15, 2015, Ondas Networks and the entity verbally agreed to amend the November 2014 Loan to decrease the interest rate to 10% per annum. On April 1, 2016, the entity and Ondas Networks entered into a Loan Amendment to amend the December 2013 Note and November 2014 Loan to (i) extend the maturity date to April 1, 2017, and (ii) clear and waive any existing defaults. On November 30, 2017, the entity and Ondas Networks entered into a Loan Modification Agreement to further amend the December 2013 Note and November 2014 Loan to (i) transfer all accrued and unpaid interest on the December 2013 Note and November 2014 Loan (\$60,679 and \$49,170, respectively, as of December 31, 2017) to principal, (ii) extend the maturity dates to December 31, 2018, and (iii) clear and waive any existing defaults. On March 30, 2019, Ondas Networks entered into an Amendment to further amend the December 2013 Note and November 2014 Loan to transfer all accrued and unpaid interest through March 30, 2019 in the amount of \$7,142 and \$6,479, respectively, to principal and to extend the maturity date to June 30, 2019. At March 31, 2019 and December 31, 2018, the outstanding balance of the December 2013 Note was \$292,820 and \$285,679, respectively. At March 31, 2019 and December 31, 2018, the outstanding balance of the November 2014 Loan was \$265,649 and \$259,170, respectively.



**ONDAS HOLDINGS INC.**  
**NOTES TO UNAUDITED CONDENSED CONSOLIDATED FINANCIAL STATEMENTS**

On April 1, 2015, Ondas Networks entered into a 10% per annum Loan Agreement, as amended, with two individuals in the amount of \$50,000 (the “April 2015 Note”). The original maturity of the April 2015 Note was July 1, 2015. The accrued interest on the April 2015 Note through the original maturity date was \$4,000. Subsequent to the original maturity date, the April 2015 Note accrued interest at a rate of 10% per annum. On February 11, 2016, the individuals and Ondas Networks entered into a Loan Amendment to amend the April 2015 Note to (i) extend the maturity date to April 1, 2017 and (ii) clear and waive any existing defaults. On November 30, 2017, the individuals and Ondas Networks entered into a Loan Modification Agreement to further amend the April 2015 Note to (i) transfer all accrued and unpaid interest (\$16,511) as of December 31, 2017 to principal, (ii) extend the maturity date to December 31, 2018 and (iii) clear and waive any existing defaults. On March 30, 2019, Ondas Networks entered into an Amendment to further amend the April 2015 Note to transfer all accrued and unpaid interest through March 30, 2019 in the amount of \$1,663 to principal and to extend the maturity date to June 30, 2019. At March 31, 2019 and December 31, 2018, the outstanding balance of the April 2015 Note was \$68,174 and \$66,511, respectively.

Financing Agreement

On November 3, 2016, Ondas Networks entered into a Purchase Order Financing Agreement with an accompanying 20% per annum Promissory Note, as amended, with an individual in the amount of \$250,000 (the “November 2016 Note”). The original maturity of the November 2016 Note was the earlier of the payment of the purchase order for which the loan was advanced or 180 days after issuance. On December 20, 2016, Ondas Networks entered into a second Purchase Order Financing Agreement with an accompanying 10% per annum Promissory Note, as amended, with the same individual in the amount of \$100,000 (the “December 2016 Note”). The original maturity of the December 2016 Note was the earlier of the payment of the purchase order for which the loan was advanced or 180 days after issuance. On November 30, 2017, the individual and Ondas Networks entered into a Loan Modification Agreement to amend the November and December 2016 Notes to (i) transfer all accrued and unpaid interest on the November and December 2016 Notes (\$47,000 and \$5,591, respectively) as of December 31, 2017 to principal, (ii) extend the maturity dates to December 31, 2018, and (iii) clear and waive any existing defaults. On March 30, 2019, Ondas Networks entered into an Amendment to further amend the November and December 2016 Notes to transfer all accrued and unpaid interest through March 30, 2019 in the amount of \$7,425 and \$2,640, respectively, to principal and to extend the maturity date to June 30, 2019. At March 31, 2019 and December 31, 2018, the outstanding balance of the November 2016 Note was \$304,425 and \$297,000, respectively. At March 31, 2019 and December 31, 2018, the outstanding balance of the December 2016 Note was \$108,231 and \$105,591, respectively.

On February 28, 2014, Ondas Networks entered into a Purchase Order Financing Agreement, as amended, (the “Financing Agreement”) with an entity. Interest on the Financing Agreement accrued at 30% per annum for the first 104 days and at 51% per annum thereafter. Between June 2014 and January 2015, Ondas Networks received an aggregate of \$660,000 of which \$285,000 was repaid. At December 31, 2015, the principal outstanding totaled \$375,000 and accrued interest totaled \$223,393. During 2016, and for the period from January 1, 2017 through November 17, 2017, additional interest was accrued totaling \$191,250 and \$168,282, respectively. On November 17, 2017, the entity and Ondas Networks entered into an Amendment to Purchase Order Financing Agreement and agreed to (i) transfer all accrued and unpaid interest to principal, (ii) reduce the per annum interest rate to 10%, (iii) set the maturity date at December 31, 2018, and (iv) combine the Purchase Order Financing Agreements into a single loan (“November 2017 Loan”). On March 30 and April 30, 2019, Ondas Networks entered into Amendments to further amend the February 2014 Financing Agreement to transfer all accrued and unpaid interest through March 30 and April 30, 2019 in the amount of \$23,948 and \$8,182, respectively, to principal and to extend the maturity date to April 30 and subsequently June 30, 2019. At March 31, 2019 and December 31, 2018, the outstanding balance of the February 2014 Financing Agreement was \$981,873 and \$957,925, respectively.

**ONDAS HOLDINGS INC.**  
**NOTES TO UNAUDITED CONDENSED CONSOLIDATED FINANCIAL STATEMENTS**

Promissory Notes

On December 14, 2015, Ondas Networks approved a private placement offering, as amended, (“Private Placement”) seeking to sell to investors certain 10% promissory notes in the aggregate face amount of \$750,000, which amount was later increased to \$1,250,000, with a term of 18 months (“Private Placement Notes”). In connection with the Private Placement Notes, each investor (the “Private Placement Noteholders”) received warrants to purchase shares of common stock of Ondas Networks (“Private Placement Warrants”), equal to 25% of the principal amount of the Private Placement Notes, exercisable at the lower of (i) \$2.00 per share or (ii) 40% of the selling price of Ondas Networks’ shares in its proposed initial public offering.

In December 2015, pursuant to the terms of Security Purchase Agreements, Ondas Networks completed the sale of an aggregate of \$325,000 in Private Placement Notes to Private Placement Noteholders, of which \$25,000 was repaid during 2017, and issued them Private Placement Warrants to purchase an aggregate of 81,250 shares of common stock of Ondas Networks, with a term of ten years, at exercise price of \$2.00 and a fair value of \$63,398. As of January 1, 2018, the Private Placement Warrants for the 81,250 shares were surrendered to Ondas Networks in exchange for participation in a private placement of Ondas Networks’ shares dated April 13, 2018.

Between February and July 2016, pursuant to the terms of Security Purchase Agreements, Ondas Networks completed the sale of an aggregate of \$925,000 in Private Placement Notes to Private Placement Noteholders and issued them Private Placement Warrants to purchase an aggregate of 231,250 shares of Ondas Networks common stock, with a term of ten years, an exercise price of \$2.00 and a fair value of \$168,678. As of January 1, 2018, the Private Placement Warrants for the 231,250 shares of Ondas Networks of common stock was surrendered to Ondas Networks in exchange for participation in a private placement of Ondas Networks’ shares dated April 13, 2018.

On November 30, 2017, the Private Placement Noteholders and Ondas Networks entered into Loan Modification Agreements to amend the Private Placement Notes to (i) transfer all accrued and unpaid interest (\$118,682) as of December 31, 2017 to principal, (ii) extend the maturity date to December 31, 2018 and (iii) clear and waive any existing defaults.

On March 30, 2019, Ondas Networks entered into Amendments to further amend the Private Placement Notes to transfer all accrued and unpaid interest through March 30, 2019 in the amount of \$33,592 to principal and to extend the maturity dates to June 30, 2019. At March 31, 2019 and December 31, 2018, the outstanding balances of the Private Placement Notes were \$1,377,274 and \$1,343,682, respectively.

Convertible Promissory Notes

During 2017, Ondas Networks and certain entities and individuals entered into convertible promissory notes defined herein as (i) notes with mutual conversion preferences (“Group 1 Notes”) and (ii) notes with unilateral conversion preferences (“Group 2 Notes”).

**ONDAS HOLDINGS INC.**  
**NOTES TO UNAUDITED CONDENSED CONSOLIDATED FINANCIAL STATEMENTS**

On July 11, 2018, the Ondas Networks board of directors, by written consent, approved certain changes to the outstanding convertible promissory notes. The action approved changes to the Group 2 Notes to match the Group 1 Notes and authorized the issuance of a Security Holder Consent Agreement wherein each Group 2 Note holder would agree to the change. The changes modified the conversion option for the Group 2 Notes which resulted in a loss on extinguishment of debt in the amount of \$44,348 and caused the derivative liability related to the Group 2 Notes to cease to exist and be classified as additional paid in capital at its fair value on July 11, 2018 in the amount of \$1,141,995.

On September 28, 2018, in conjunction with the Merger Agreement discussed in NOTE 1, the Group 1 Note noteholders and all but one Group 2 Note noteholders converted their outstanding convertible promissory notes into an aggregate of 2,017,416 Company Shares. At both March 31, 2019 and December 31, 2018, the total outstanding balance of the remaining convertible promissory note (the "Note") was \$300,000. The maturity date of the Note is based on the payment of 0.6% of quarterly gross revenue until 1.5 times the amount of the Note is paid.

Notes payable and other financing consists of:

	March 31, 2019	December 31, 2018
<b>Short Term:</b>		
Loan Agreements	\$ 1,208,136	\$ 1,178,670
Financing Agreement	1,394,530	1,360,516
Promissory Notes	1,377,274	1,343,682
	<u>\$ 3,979,940</u>	<u>\$ 3,882,868</u>
<b>Long Term:</b>		
Convertible Promissory Notes	\$ 300,000	\$ 300,000
	<u>\$ 300,000</u>	<u>\$ 300,000</u>

**NOTE 8 – SECURED PROMISSORY NOTES**

Steward Capital Holdings LP

On March 9, 2018, we entered into a Loan and Security Agreement (the "Agreement") with Steward Capital Holdings LP (the "Steward Capital") wherein Steward Capital made available to us a loan in the aggregate principal amount of up to \$10,000,000 (the "Loan"). On March 9, 2018, the Company and Steward Capital entered into a Secured Term Promissory Note for \$5,000,000, having a maturity date of September 9, 2019 ("Tranche A"). The Note bears interest at a per annum rate equal to the greater of (a) 11.25% or (b) 11.25% plus the Prime Rate, less, 3.25%. The Agreement also includes payments of \$25,000 in loan commitment fees and \$100,000 (1%) of the funding in loan facility charges. The loan commitment fees and \$50,000 in loan facility charges associated with Tranche A were recorded as debt discount and amortized ratably over the life of the loan. There is also an end of term charge of \$250,000. The end of term charge is being recorded as accreted costs over the term of the loan. The Note is secured by substantially all of the assets of the Company.

On October 9, 2018, the Company and Steward Capital entered into a second Secured Term Promissory Note for \$5,000,000 having a maturity date of April 9, 2020 (the "Second Note") to complete the Agreement for \$10,000,000. The Second Note bears interest at a per annum rate equal to the greater of (a) 11.25% or (b) 11.25% plus the Prime Rate, less, 3.25%. Pursuant to the terms of the Agreement, the Company is required to pay a \$50,000 loan facility charge.

**ONDAS HOLDINGS INC.**  
**NOTES TO UNAUDITED CONDENSED CONSOLIDATED FINANCIAL STATEMENTS**

The Agreement also contains covenants which include certain restrictions with respect to subsequent indebtedness, liens, loans and investments, asset sales and share repurchases and other restricted payments, subject to certain exceptions. The Agreement also contains financial reporting obligations. An event of default under the Agreement includes, but is not limited to, breach of covenants, insolvency, and occurrence of any default under any agreement or obligation of the Company. In addition, the Agreement contains a customary material adverse effect clause which states that in the event of a material adverse effect, an event of default would occur and the lender has the option to accelerate and demand payment of all or any part of the loan. A material adverse effect is defined in the Agreement as a material change in our business, operations, properties, assets or financial condition or a material impairment of its ability to perform all obligations under its Agreement. We were not in default of any conditions under the Loan and Security Agreements as of March 31, 2019. As of March 31, 2019, the principal balance was \$10,000,000, net of debt discount of \$46,310 and accreted cost totaled \$176,229.

Energy Capital, LLC

On January 29, February 11, February 27, March 14 and March 28, 2019, we drew down advances of \$1,000,000, \$650,000, \$750,000, \$900,000 and \$800,000, respectively, available under a loan and security agreement (the "Loan and Security Agreement") with Energy Capital entered into on October 1, 2018 (the "Loan Agreement") by the Company and Energy Capital (the "Loan"). The advance proceeds will be utilized primarily for operating capital. The principal amount outstanding under the Loan bears interest at a per annum rate equal to the greater of (a) 11.25% or (b) 11.25% plus the Prime Rate (as published by the Wall Street Journal (National Edition)), less 3.25%. The Loan Agreement contains customary events of default and affirmative and negative covenants for transactions of this nature. Upon an event of default, Energy Capital has the right to require the Company to prepay the outstanding principal amount of the Loan plus all accrued and unpaid interest. All amounts outstanding under the Loan are secured by a lien on the Company's assets, subject to terms of outstanding debt obligations, and become due and payable on the earlier to occur of September 30, 2019 or the completion by the Company of a capital raise with minimum proceeds to the Company of \$20 million. On April 2, 2019, the Company and Energy Capital entered into a First Amendment to Loan and Security Agreement (the "First Amendment") to (i) amend the notice provisions of an Advance Request under the Loan Agreement from at least five (5) business days to at least one (1) business day before the Advance Date, (ii) increase the amount of the Advance from up to \$1,000,000 a month to up to \$1,500,000 a month, and (iii) change the definition of the term Maturity Date from the earlier of September 30, 2019 or 10 business days following the date of an Underwritten Public Offering to September 30, 2020.

**NOTE 9 – STOCKHOLDERS' EQUITY**

Equity Incentive Plan

In connection with the Closing, our board of directors approved, and our stockholders adopted, the 2018 Equity Incentive Plan (the "2018 Plan") pursuant to which 10 million Company Shares have been reserved for issuance to employees, including officers, directors and consultants. The 2018 Plan shall be administered by the Board, provided however, that the Board may delegate such administration to the Committee. Subject to the provisions of the 2018 Plan, the Board and/or the Committee shall have authority to grant, in its discretion, incentive stock options, or non-statutory options, stock awards or restricted stock purchase offers.

As of March 31, 2019, the Board has not approved any equity grants pursuant to the 2018 Plan.

During 2019, the Company entered into an agreement where 378,478 stock awards with deferred distribution ("RSUs") were promised to a consultant for the Company pursuant to the 2018 Plan. For the three months ended March 31, 2019, \$20,239 in related stock compensation expense has been recorded and is included in the accompanying condensed consolidated financial statements. The Company has not yet executed the RSU agreement with the consultant.

During 2019, the Company entered into agreements where an aggregate of 408,478 restricted stock units pursuant to the 2018 Plan were promised to employees for services provided during 2019. Accordingly, the Company has recorded expense of \$26,784 for the three months ended March 31, 2019 with respect to such awards which is included in the accompanying condensed consolidated financial statements. The Company has not yet executed RSU agreements with the employees.

The total amount of non-vested restricted units awarded as of March 31, 2019 is 590,218 shares. The weighted average grant-date fair value for the restricted stock awards is \$0.25. The weighted average vesting period of the restricted stock awards is 2.0 years. As of March 31, 2019, unrecognized compensation expense related to the unvested portion of the Company's restricted stock awards was \$150,237, which is expected to be recognized over a weighted average period of 1.75 years.

The Company recognizes stock compensation expense generally upon the grant date and over the period of vesting or period that services will be provided. Compensation associated with shares issued or to be issued to consultants and other non-employees is recognized over the expected service period beginning on the measurement date which is generally the time the Company and the service provider enter into a commitment whereby the Company agrees to grant shares in exchange for the services to be provided.

**ONDAS HOLDINGS INC.**  
**NOTES TO UNAUDITED CONDENSED CONSOLIDATED FINANCIAL STATEMENTS**

**NOTE 10 – COMMITMENTS AND CONTINGENCIES**

We may be involved in legal proceedings, claims and assessments arising in the ordinary course of business. Such matters are subject to many uncertainties, and outcomes are not predictable with assurance. There are no such loss contingencies that are included in the financial statements as of March 31, 2019.

**NOTE 11 – RELATED PARTY TRANSACTIONS**

At the Closing, we entered into a Loan and Security Agreement with Energy Capital, a greater than 10% stockholder of the Company, pursuant to which Energy Capital agreed to lend an aggregate principal amount of up to \$10 million, subject to specified conditions. For further details, see NOTES 8 and 12.

**NOTE 12 – SUBSEQUENT EVENTS**

On April 2, 2019, the Company and Energy Capital entered into a First Amendment to Loan and Security Agreement (the “First Amendment”) to (i) amend the notice provisions of an Advance Request under the Loan Agreement from at least five (5) business days to at least one (1) business day before the Advance Date, (ii) increase the amount of the Advance from up to \$1,000,000 a month to up to \$1,500,000 a month, and (iii) change the definition of the term Maturity Date from the earlier of September 30, 2019 or 10 business days following the date of an Underwritten Public Offering to September 30, 2020.

On April 11 and April 24, 2019, we drew down advances of \$600,000 and \$900,000, respectively, available under the Loan and Security Agreement with Energy Capital entered into on October 1, 2018 by the Company and Energy Capital (see NOTE 8 for further details of the terms). The advance proceeds will be utilized primarily for operating capital.

On April 30, 2019, we entered into a Loan Extension Agreement to further amend the February 2014 Financing Agreement, discussed in NOTE 8, to transfer all accrued and unpaid interest through April 30, 2019 to principal, and to extend the maturity date to the earlier of (i) the closing of an underwritten offering of shares of the Company’s common stock pursuant to a registration statement on Form S-1, or (ii) June 30, 2019.

REPORT OF INDEPENDENT REGISTERED PUBLIC ACCOUNTING FIRM

To the Board of Directors and  
Stockholders of Ondas Holdings Inc.

**Opinion on the Financial Statements**

We have audited the accompanying balance sheets of Ondas Holdings Inc. (the Company) as of December 31, 2018 and 2017, and the related statements of operations, stockholders' deficit, and cash flows for each of the years in the two-year period ended December 31, 2018, and the related notes (collectively referred to as the financial statements). In our opinion, the financial statements present fairly, in all material respects, the financial position of the Company as of December 31, 2018 and 2017, and the results of its operations and its cash flows for each of the years in the two-year period ended December 31, 2018, in conformity with accounting principles generally accepted in the United States of America.

**Basis for Opinion**

These financial statements are the responsibility of the Company's management. Our responsibility is to express an opinion on the Company's financial statements based on our audits. We are a public accounting firm registered with the Public Company Accounting Oversight Board (United States) (PCAOB) and are required to be independent with respect to the Company in accordance with the U.S. federal securities laws and the applicable rules and regulations of the Securities and Exchange Commission and the PCAOB.

We conducted our audits in accordance with the standards of the PCAOB. Those standards require that we plan and perform the audit to obtain reasonable assurance about whether the financial statements are free of material misstatement, whether due to error or fraud. The Company is not required to have, nor were we engaged to perform, an audit of its internal control over financial reporting. As part of our audits, we are required to obtain an understanding of internal control over financial reporting, but not for the purpose of expressing an opinion on the effectiveness of the Company's internal control over financial reporting. Accordingly, we express no such opinion.

Our audits included performing procedures to assess the risks of material misstatement of the financial statements, whether due to error or fraud, and performing procedures that respond to those risks. Such procedures included examining, on a test basis, evidence regarding the amounts and disclosures in the financial statements. Our audits also included evaluating the accounting principles used and significant estimates made by management, as well as evaluating the overall presentation of the financial statements. We believe that our audits provide a reasonable basis for our opinion.

The accompanying financial statements have been prepared assuming that the Company will continue as a going concern. As discussed in Note 1 of the financial statements, the Company has suffered recurring losses from operations and has a net capital deficiency that raise substantial doubt about its ability to continue as a going concern. Management's plans in regard to these matters are also described in Note 1. The financial statements do not include any adjustments that might result from the outcome of this uncertainty.

/s/ Rosenberg Rich Baker Berman, P.A.

We have served as the Company's auditor since 2017.

Somerset, NJ

March 19, 2019

**ONDAS HOLDINGS INC.  
CONSOLIDATED BALANCE SHEETS**

	December 31,	
	2018	2017
<b>ASSETS</b>		
<b>Current Assets:</b>		
Cash and cash equivalents	\$ 1,129,863	\$ 456,018
Accounts receivable, net of allowance for doubtful accounts of \$0 and \$7,914, respectively	30,440	31,855
Inventory	347,945	173,320
Other current assets	533,481	43,578
Total current assets	2,041,729	704,771
Property and equipment, net	502,146	12,856
<b>Other Assets:</b>		
Intangible assets, net	53,288	—
Lease deposits	49,376	—
Deferred offering costs	14,982	—
Total other assets	117,646	—
Total assets	\$ 2,661,521	\$ 717,627
<b>LIABILITIES AND STOCKHOLDERS' DEFICIT</b>		
<b>Current Liabilities:</b>		
Accounts payable	\$ 1,111,929	\$ 795,755
Secured promissory note, net of debt discount \$72,038	10,063,208	—
Notes payable	3,882,868	3,865,558
Derivative liability	—	166,093
Advance from related party	—	155,645
Accrued expenses and other current liabilities	2,188,271	879,022
Total current liabilities	17,246,276	5,862,073
<b>Long-Term Liabilities:</b>		
Notes payable, net of debt discount of \$0 and \$162,659, respectively	300,000	2,777,341
Total long-term liabilities	300,000	2,777,341
Total liabilities	17,546,276	8,639,414
<b>Commitments and Contingencies</b>		
<b>Stockholders' Deficit:</b>		
Preferred stock - par value \$0.0001: 10,000,000 shares authorized	—	—
Common stock - par value \$0.0001; 350,000,000 shares authorized; 50,463,732 and 16,797,744 issued and outstanding	5,046	1,679
Additional paid in capital	17,491,734	12,361,205
Accumulated deficit	(32,381,535)	(20,284,671)
Total stockholders' deficit	(14,884,755)	(7,921,787)
Total liabilities and stockholders' deficit	\$ 2,661,521	\$ 717,627

The accompanying footnotes are an integral part of these consolidated financial statements.

**ONDAS HOLDINGS INC.**  
**CONSOLIDATED STATEMENTS OF OPERATIONS**

	Year Ended December 31,	
	2018	2017
Revenues, net	\$ 190,029	\$ 274,403
Cost of goods sold	39,365	79,768
Gross profit	<u>150,664</u>	<u>194,635</u>
Operating expenses:		
General and administration	2,611,992	1,083,557
Sales and marketing	2,897,703	502,790
Research and development	3,076,502	1,002,625
Total operating expense	<u>8,586,197</u>	<u>2,588,972</u>
Operating loss	<u>(8,435,533)</u>	<u>(2,394,337)</u>
Other income (expense)		
Interest expense	(2,663,645)	(642,718)
Change in fair value of derivative liability	(975,902)	5,025
Loss on extinguishment of debt	(44,353)	—
Other income	4,422	9,823
Interest income	18,147	—
Total other income (expense)	<u>(3,661,331)</u>	<u>(627,870)</u>
Loss before provision for income taxes	(12,096,864)	(3,022,207)
Provision for income taxes	<u>—</u>	<u>—</u>
Net loss	<u>\$ (12,096,864)</u>	<u>\$ (3,022,207)</u>
Net loss per share - basic and diluted	<u>\$ (0.42)</u>	<u>\$ (0.19)</u>
Weighted average number of common shares outstanding, basic and diluted	<u>28,528,060</u>	<u>16,191,240</u>

The accompanying footnotes are an integral part of these consolidated financial statements.



**ONDAS HOLDINGS INC.**  
**CONSOLIDATED STATEMENTS OF STOCKHOLDERS' DEFICIT**  
**FOR THE YEARS ENDED DECEMBER 30, 2018 AND 2017**

	Common Stock		Additional Paid in Capital	Accumulated Deficit	Total
	Shares	Amount			
<b>Balance, December 31, 2016</b>	16,120,860	\$ 1,612	\$ 12,353,363	\$ (17,262,464)	\$ (4,907,489)
Shares issued for exercise of warrants	676,884	67	6,676	—	6,743
Share-based compensation	—	—	1,166	—	1,166
Net loss	—	—	—	(3,022,207)	(3,022,207)
<b>Balance, December 31, 2017</b>	16,797,744	1,679	12,361,205	(20,284,671)	(7,921,787)
Issuance of shares in private placement	6,648,586	665	4,031	—	4,696
Issuance of shares in conversion of debt	2,017,402	202	4,002,816	—	4,003,018
Reclassification of derivative liability	—	—	1,141,995	—	1,141,995
Purchase and retirement of common stock	(32,600,000)	(3,260)	—	—	(3,260)
Effect of merger and recapitalization pursuant to execution of Agreement and Plan of Merger and Reorganization	57,600,000	5,760	(18,313)	—	(12,553)
Net loss	—	—	—	(12,096,864)	(12,096,864)
<b>Balance, December 31, 2018</b>	50,463,732	\$ 5,046	\$ 17,491,734	\$ (32,381,535)	\$ (14,884,755)

The accompanying footnotes are an integral part of these consolidated financial statements.

**ONDAS HOLDINGS INC.**  
**CONSOLIDATED STATEMENTS OF CASH FLOWS**

	Year Ended December 31,	
	2018	2017
<b>CASH FLOWS FROM OPERATING ACTIVITIES</b>		
Net loss	\$ (12,096,864)	\$ (3,022,207)
Adjustments to reconcile net loss to net cash flows used in operating activities:		
Depreciation	54,946	13,439
Allowance for doubtful accounts	(7,914)	7,914
Amortization of debt discount and deferred financing costs	835,849	106,676
Amortization of intangible assets	194	—
Change in fair value of derivative liability	975,902	(5,025)
Stock-based compensation	—	1,166
Loss on conversion of debt	31,943	—
Changes in operating assets and liabilities:		
Accounts receivable	9,329	(39,769)
Inventory	(174,624)	(156,289)
Other current assets	(477,937)	113,808
Other assets	(44,359)	—
Accounts payable	316,174	(58,752)
Accrued expenses and other current liabilities	2,060,098	408,557
Net cash flows used in operating activities	<u>(8,517,263)</u>	<u>(2,630,482)</u>
<b>CASH FLOWS FROM INVESTING ACTIVITIES</b>		
Purchase of equipment	(544,236)	—
Patent costs	(53,482)	—
Deposits	(31,965)	—
Net cash flows used in investing activities	<u>(629,683)</u>	<u>—</u>
<b>CASH FLOWS FROM FINANCING ACTIVITIES</b>		
Proceeds from secured promissory note, net of costs	9,875,000	—
Proceeds from convertible notes payable	100,000	2,940,000
Proceeds from sale of common stock	4,696	—
Repayment of advances from related party	(155,645)	—
Purchase and retirement of common stock	(3,260)	—
Proceeds from loans payable	—	50,000
Proceeds from exercise of warrants	—	6,744
Advances from related parties	—	119,508
Repayment of short term loan	—	(75,000)
Net cash flows provided by financing activities	<u>9,820,791</u>	<u>3,041,252</u>
Increase in cash and cash equivalents	673,845	410,770
Cash and cash equivalent, beginning of period	456,018	45,248
Cash and cash equivalents, end of period	<u>\$ 1,129,863</u>	<u>\$ 456,018</u>
<b>SUPPLEMENTAL DISCLOSURES OF CASH FLOW INFORMATION:</b>		
Cash paid for interest	<u>\$ 979,167</u>	<u>\$ 502,638</u>
Cash paid for income taxes	<u>\$ —</u>	<u>\$ —</u>
<b>SUPPLEMENTAL SCHEDULE OF NON-CASH FINANCING ACTIVITIES:</b>		
Reclassification of derivative liability to additional paid in capital	<u>\$ 1,141,995</u>	<u>\$ —</u>
Increase in debt for non cash interest	<u>\$ 135,246</u>	<u>\$ —</u>
Interest converted to debt	<u>\$ 17,310</u>	<u>\$ 880,558</u>
Derivative liability	<u>\$ —</u>	<u>\$ 171,118</u>

The accompanying footnotes are an integral part of these consolidated financial statements.

**ONDAS HOLDINGS INC.**  
**NOTES TO CONSOLIDATED FINANCIAL STATEMENTS**

**NOTE 1 – DESCRIPTION OF BUSINESS AND BASIS OF PRESENTATION**

The Company

Ondas Holdings Inc. (the “Company”) was originally incorporated in Nevada on December 22, 2014 under the name of Zev Ventures Incorporated. On September 28, 2018, we closed the Acquisition, described below, changed our name to Ondas Holdings Inc., and Ondas Networks Inc., a Delaware corporation (“Ondas Networks”), became our sole focus and wholly owned subsidiary. The corporate headquarters for Ondas Holdings Inc. and operational headquarters for Ondas Networks Inc. is located in Sunnyvale, California. Unless otherwise stated or unless the context otherwise requires, the description of our business set forth below is provided on a combined basis, taking into account our subsidiary, Ondas Networks. Ondas Networks was originally incorporated in Delaware on February 16, 2006 under the name of Full Spectrum Inc. On August 10, 2018, the name was changed to Ondas Networks Inc.

On July 4, 2018, FS Partners (Cayman) Limited, a Cayman Islands limited liability company (“FS Partners”) was formed by Eric A. Brock, CEO of Ondas Holdings, and Stewart W. Kantor, President and L. Philip Chu, Vice President-Asia of Ondas Networks. On December 1, 2018, Messer Brock, Kantor and Chu transferred its ownership of FS Partners to Ondas Holdings, for a nominal amount, at which time FS Partners became a wholly owned subsidiary of Ondas Holdings. As of December 31, 2018, FS Partners had not begun formal operations and had not received any investment capital.

On July 13, 2018, Full Spectrum Holding Limited, a Cayman Islands limited liability company (“Full Spectrum Holding”) was formed by FS Partners, Ondas Networks Inc., and Mr. Chu. On December 1, 2018, Ondas Networks transferred ownership of Full Spectrum Holding to Ondas Holdings, for a nominal amount, at which time Full Spectrum Holding became a majority owned subsidiary of Ondas Holdings. Mr. Chu maintained a minority interest in Full Spectrum Holding. As of December 31, 2018 Full Spectrum Holding had not begun formal operations and had not received any investment capital.

On November 29, 2018, Ondas Network Limited, a company established in Chengdu, Sichuan Province, received a business license under the laws of Company Law of the People’s Republic of China and the Law of the People’s Republic of China on Wholly Foreign Invested Enterprises. Mr. Chu is legal representative of Ondas Network Limited. Ondas Network Limited is a wholly owned subsidiary of Full Spectrum Holding. As of December 31, 2018 Ondas Network Limited had not begun formal operations and had not received any investment capital.

Ondas Networks’ wireless networking products are applicable to a wide range of mission critical functions that require secure communications over large geographic areas. We provide wireless connectivity solutions enabling mission-critical Industrial Internet applications and services. We refer to these applications as the Mission-Critical Internet of Things (MC-IoT).

We design, manufacture, sell and support FullMAX, our multi-patented wireless radio systems for secure, wide area mission-critical field area networks. This radio network provides point-to-multipoint, non-line of sight connectivity for industrial wireless networks. Since its inception on February 16, 2006, Ondas Networks has devoted its efforts principally to research and development and the commercialization of our FullMAX wireless technology platform. We began working with the IEEE in 2015 to help create the IEEE 802.16s wireless broadband standard which was published in the fourth quarter of 2017. In 2018, Ondas Networks initiated a business expansion plan designed to invest in our sales, and marketing and customer support capabilities in order to build our customer base.

**ONDAS HOLDINGS INC.**  
**NOTES TO CONSOLIDATED FINANCIAL STATEMENTS**

Our business consists of a single segment of products and services all of which are sold and provided in the United States and certain international markets.

The Acquisition

On September 28, 2018, we entered into the Agreement and Plan of Merger and Reorganization (the “Merger Agreement”) with Zev Merger Sub, Inc. and Ondas Networks to acquire Ondas Networks. The transactions contemplated by the Merger Agreement were consummated on September 28, 2018 (the “Closing”), and pursuant to the terms of the Merger Agreement, all outstanding shares of common stock of Ondas Networks, \$0.00001 par value per share, (the “Ondas Networks Share(s)”), were exchanged for shares of our common stock, \$0.0001 par value per share (the “Company Shares”). Accordingly, Ondas Networks became our wholly-owned subsidiary and its business became the business of the Company.

At the Closing, each Ondas Networks Share outstanding immediately prior to the Closing was converted into 3.823 Company Shares (the “Exchange Ratio”), with all fractional shares rounded down to the nearest whole share. Accordingly, we issued an aggregate of 25,463,732 Company Shares for all of the then-outstanding Ondas Networks Shares.

In connection with the Closing, we amended and restated our articles of incorporation, effective September 28, 2018 to (i) change our name to Ondas Holdings Inc. and (ii) increase our authorized capital to 360,000,000 shares, consisting of 350,000,000 shares of common stock, par value \$0.0001 per share, and 10,000,000 shares of “blank check” preferred stock, par value \$0.0001 per share. In connection with the Acquisition, our trading symbol changed to “ONDS” effective at the opening of business on October 5, 2018.

Also in connection with the Closing, (i) our sole director appointed additional individuals, who previously were members of the board of directors of Ondas Networks and its chief executive officer, to serve on our board of directors, and our board of directors subsequently appointed executive officers; (ii) the former holders of the Ondas Networks Shares executed lock-up agreements (the “Lock-Up Agreements”), which provide for an initial 12-month lock-up period followed by a subsequent 12-month limited sale period, commencing with the date of the Closing; (iii) we entered into a Common Stock Repurchase Agreement with Energy Capital, a current stockholder of the Company (“Energy Capital”), pursuant to which the Energy Capital sold an aggregate of 32.6 million Company Shares (the “Repurchase Shares”) to us at \$0.0001 per share, for an aggregate consideration of \$3,260. The Repurchase Shares were canceled and returned to our authorized but unissued shares; (iv) our board of directors approved, and our stockholders adopted, the 2018 Incentive Stock Plan (the “2018 Plan”) pursuant to which 10 million Company Shares has been reserved for issuance to employees, including officers, directors and consultants; and (v) we entered into a Loan and Security Agreement with Energy Capital, pursuant to which Energy Capital agreed to lend us an aggregate principal amount of up to \$10 million, subject to specified conditions.

In accordance with ASC 805-40, *Reverse Acquisitions*, the historical capital stock account of Ondas Networks immediately prior to the Closing was carried forward and retroactively adjusted to reflect the par value of the outstanding stock of the Company, including the number of shares issued in the Closing as we are the surviving legal entity. Additionally, retained earnings of Ondas Networks have been carried forward after the Closing. All share and per share amounts in the condensed consolidated financial statements and related notes have been retrospectively adjusted to reflect the one for 3.823 exchange of shares of common stock in connection with the Acquisition.

**ONDAS HOLDINGS INC.**  
**NOTES TO CONSOLIDATED FINANCIAL STATEMENTS**

Liquidity

We have incurred losses since inception and have funded our operations primarily through debt and the sale of capital stock. As of December 31, 2018, we had an accumulated deficit of approximately \$32,382,000 and net borrowings outstanding of approximately \$14,246,000, of which approximately \$3,883,000, is contractually due on March 30, 2019 and \$10,063,000 is contractually due on September 19, 2019. As of December 31, 2018, we had cash and cash equivalents of approximately \$1,130,000 and a working capital deficit of approximately \$15,205,000.

Our future capital requirements will depend upon many factors, including progress with developing, manufacturing and marketing our technologies, the time and costs involved in preparing, filing, prosecuting, maintaining and enforcing patent claims and other proprietary rights, our ability to establish collaborative arrangements, marketing activities and competing technological and market developments, including regulatory changes and overall economic conditions in our target markets.

Our ability to generate revenue and achieve profitability depends on our completion of our second-generation products and commencing the manufacture, marketing and sales of those products. These activities, including our planned research and development efforts, will require significant uses of working capital through the end of 2019 and beyond. Based on our current operating plans, we believe that our existing cash and cash equivalents, as well as the \$3,300,000 in borrowings we drew down thus far in 2019 from the \$10 million loan and security agreement (see *NOTE 14* for further details) will only be sufficient to meet our anticipated operating needs through March 2019. We currently do not have sufficient funds to repay the debt discussed above at maturity on March 30, 2019 and must secure additional equity or debt capital in order to repay those obligations (the balance of funds available under the \$10 million loan and security agreement are contractually not available for this repayment). Aside from the balance available under \$10 million loan and security agreement, at the present time we have no commitments for any such funding and no assurance can be provided that we will be able to raise the needed funds on commercially acceptable terms or at all. These factors raise substantial doubt about our ability to continue as a going concern through March 19, 2020. The financial information contained in these financial statements have been prepared on a basis that assumes that we will continue as a going concern, which contemplates the realization of assets and the satisfaction of liabilities and commitments in the normal course of business. This financial information and these financial statements do not include any adjustments that may result from the outcome of this uncertainty.

**NOTE 2 – SUMMARY OF SIGNIFICANT ACCOUNT POLICIES**

Principles of Consolidation

The consolidated financial statements include the accounts of the Company and our wholly owned subsidiaries Ondas Networks and FS Partners (FS Partners has not begun operations) and our majority owned subsidiaries, Full Spectrum Holding and Ondas Network Limited (both have not begun operations). All significant inter-company accounts and transactions between these entities have been eliminated in these historical consolidated financial statements.

Segment Information

We operate in one business segment, which is the development, marketing and sale of wireless radio systems for secure, wide area mission-critical business-to-business networks.

**ONDAS HOLDINGS INC.**  
**NOTES TO CONSOLIDATED FINANCIAL STATEMENTS**

Use of Estimates

The process of preparing financial statements in conformity with U.S. GAAP requires management to make estimates and assumptions that affect the reported amounts of assets and liabilities and disclosure of assets and liabilities at the date of the financial statements. Such management estimates include those relating to revenue recognition, inventory write-downs to reflect net realizable value, assumptions used in the valuation of stock-based awards and warrants, and valuation allowances against deferred tax assets. Actual results could differ from those estimates.

Cash and Cash Equivalents

We consider all highly liquid instruments with an original maturity of three months or less, as well as deposits in financial institutions, to be cash and cash equivalents. As of December 31, 2018 and 2017, we had no cash equivalents.

Trade Accounts Receivable

Accounts receivable are stated at a gross invoice amount less an allowance for doubtful accounts. We estimate allowance for doubtful accounts by evaluating specific accounts where information indicates our customers may have an inability to meet financial obligations, such as customer payment history, credit worthiness and receivable amounts outstanding for an extended period beyond contractual terms. We use assumptions and judgment, based on the best available facts and circumstances, to record an allowance to reduce the receivable to the amount expected to be collected. These allowances are evaluated and adjusted as additional information is received.

We had no allowance for doubtful accounts as of December 31, 2018. We had an allowance for doubtful accounts of \$7,914 as of December 31, 2017.

Inventory

Inventories, which consist solely of equipment components, are stated at the lower of cost (first-in, first-out) or net realizable value, net of reserves for obsolete inventory. We continually analyze our slow-moving and excess inventories. Based on historical and projected sales volumes and anticipated selling prices, we established reserves. Inventory that is in excess of current and projected use is reduced by an allowance to a level that approximates its estimate of future demand. Products that are determined to be obsolete are written down to net realizable value. As of December 31, 2018 and 2017, we determined that no such reserves were necessary.

Property and Equipment

All additions, including improvements to existing facilities, are recorded at cost. Maintenance and repairs are charged to expense as incurred. Depreciation of property and equipment is principally recorded using the straight-line method over the estimated useful lives of the assets. The estimated useful lives typically are (i) three years for equipment and software, and (ii) five years for vehicles and furniture and fixtures. Leasehold improvements are amortized on a straight-line basis over the shorter of the lease term or the estimated useful life of the asset. Upon the disposal of property, the asset and related accumulated depreciation accounts are relieved of the amounts recorded therein for such items, and any resulting gain or loss is recorded in operating expenses in the year of disposition.

**ONDAS HOLDINGS INC.**  
**NOTES TO CONSOLIDATED FINANCIAL STATEMENTS**

Software

Costs incurred internally in researching and developing a software product are charged to expense until technological feasibility has been established for the product. Once technological feasibility is established, all software costs are capitalized until the product is available for general release to customers. Judgment is required in determining when technological feasibility of a product is established. We have determined that technological feasibility for our software products is reached after all high-risk development issues have been resolved through coding and testing. Generally, this occurs shortly before the products are released to production. The amortization of these costs is included in cost of revenue over the estimated life of the products.

Impairment of Long-Lived Assets

Long-lived assets are evaluated whenever events or changes in circumstances indicate that the carrying amount may not be recoverable or the useful life has changed. Such indicators include significant technological changes, adverse changes in market conditions and/or poor operating results. The carrying value of a long-lived asset group is considered impaired when the projected undiscounted future cash flows is less than its carrying value. The amount of impairment loss recognized is the difference between the estimated fair value and the carrying value of the asset or asset group. Fair market value is determined primarily using the projected future cash flows discounted at a rate commensurate with the risk involved. Based upon our evaluation, there were no impairments of long-lived assets required during the year ended December 31, 2018.

Patents

We amortize our intangible assets with a finite life on a straight-line basis, over 20 years for patents. We begin amortization of these costs on the date patents are awarded.

Research and Development

Costs for research and development are expensed as incurred. Research and development expense consists primarily of salaries, salary related expenses and costs of contractors and materials.

Derivative Financial Instruments

Derivatives are recorded on the balance sheet at fair value and changes in fair value are recorded in earnings at each reporting date in accordance with U.S. GAAP.

Fair Value of Financial Instruments

Our financial instruments consist primarily of receivables, accounts payable, accrued expenses and short and long-term debt. The carrying amount of receivables, accounts payable and accrued expenses approximates our fair value because of the short-term maturity of such instruments.

We have categorized our assets and liabilities that are valued at fair value on a recurring basis into a three-level fair value hierarchy in accordance with U.S. GAAP. Fair value is defined as the exchange price that would be received for an asset or paid to transfer a liability (an exit price) in the principal or most advantageous market for the asset or liability in an orderly transaction between market participants on the measurement date. The fair value hierarchy gives the highest priority to quoted prices in active markets for identical assets and liabilities (Level 1) and lowest priority to unobservable inputs (Level 3).

**ONDAS HOLDINGS INC.**  
**NOTES TO CONSOLIDATED FINANCIAL STATEMENTS**

Assets and liabilities recorded in the balance sheets at fair value are categorized based on a hierarchy of inputs, as follows:

**Level 1** -- Unadjusted quoted prices in active markets for identical assets or liabilities.

**Level 2** -- Quoted prices for similar assets or liabilities in active markets or inputs that are observable for the asset or liability, either directly or indirectly through market corroboration, for substantially the full term of the financial instrument.

**Level 3** -- Unobservable inputs for the asset or liability.

We have elected not to carry our debt instruments at fair value. The carrying amount of our debt approximates fair value. Interest rates that are currently available to us for issuance of short and long-term debt with similar terms and remaining maturities are used to estimate the fair value of our short and long-term debt.

In accordance with accounting standards, we determined that at December 31, 2017, certain instruments qualified as derivative liabilities and should be recorded at their fair value on the date of issuance and re-measured at fair value each reporting period with the change reported in earnings). The fair value of these instruments were computed using the Binomial Lattice Monte Carlo model, incorporating transaction details such as the price of our common stock, contractual terms, maturity and risk-free rates, as well as assumptions about future financings, volatility, and holder behavior.

The assumptions used in computing the fair value as of December 31, 2017 are as follows:

Stock price	\$	0.0027
Conversion price	\$	8.1500
Expected volatility		63%
Term (years)		9.5
Risk-free interest		2.36%
Expected dividend yield		0%

At December 31, 2018, we had no instruments requiring a fair value determination.

The following table provides the financial assets and liabilities reported at fair value and measured on a recurring basis at December 31, 2018 and 2017:

Description	Assets/ (Liabilities) Measured at Fair Value	Quoted Prices in Active Markets for Identical Assets (Level 1)	Significant Other Observable Inputs (Level 2)	Significant Other Unobservable Inputs (Level 3)
Fair value of derivative liability as of:				
December 31, 2018	\$ —	\$ —	\$ —	\$ —
December 31, 2017	\$ (166,093)	\$ —	\$ —	\$ (166,093)



**ONDAS HOLDINGS INC.**  
**NOTES TO CONSOLIDATED FINANCIAL STATEMENTS**

The following table provides a summary of changes in fair value associated with the Level 3 liabilities for years ended December 31, 2018 and 2017:

	Fair Value Measurements Using Significant Unobservable Inputs (Level 3)	
	December 31,	
	2018	2017
Balance, beginning of period	\$ (166,093)	\$ —
Issuances of derivative liability	—	(171,118)
Reclassification to additional paid in capital	1,141,995	—
Change in fair value of derivative liability	(975,902)	5,025
Balance, end of period	<u>\$ —</u>	<u>\$ (166,093)</u>

The above table of Level 3 liabilities begins with the prior period balance and adjusts the balance for changes that occurred during the current period. The ending balance of the Level 3 financial instrument presented above represent our best estimates and may not be substantiated by comparisons to independent markets and, in many cases, could not be realized in immediate settlement of the instruments.

Income Taxes

Income taxes are accounted for under the asset and liability method. Deferred tax assets and liabilities are recognized for the estimated future tax consequences attributable to differences between the financial statement carrying amounts of existing assets and liabilities and their respective tax basis. Deferred tax assets and liabilities are measured using enacted tax rates expected to apply to taxable income in the years in which the related temporary differences are expected to be recovered or settled. The effect on deferred tax assets and liabilities of a change in tax rates is recognized when the rate change is enacted. Valuation allowances are recorded to reduce deferred tax assets to the amount that will more likely than not be realized. In accordance with GAAP, we recognize the effect of uncertain income tax positions only if the positions are more likely than not of being sustained in an audit, based on the technical merits of the position. Recognized uncertain income tax positions are measured at the largest amount that is greater than 50% likely of being realized. Changes in recognition or measurement are reflected in the period in which those changes in judgment occur. We recognize both interest and penalties related to uncertain tax positions as part of the income tax provision.

Shipping and Handling

We expense all shipping and handling costs as incurred. These costs are included in cost of goods sold on the accompanying consolidated financial statements.

Deferred Offering Costs

The Company capitalizes certain legal, professional accounting and other third-party fees that are directly associated with in-process equity financings as deferred offering costs until such financings are consummated. After consummation of the equity financing, these costs are recorded in stockholders' deficit as a reduction of additional paid-in capital generated as a result of the offering. Should the planned equity financing be abandoned, the deferred offering costs will be expensed immediately as a charge to operating expenses in the consolidated statement of operations.

**ONDAS HOLDINGS INC.**  
**NOTES TO CONSOLIDATED FINANCIAL STATEMENTS**

Off-Balance Sheet Arrangements

The Company has no off-balance sheet risk such as foreign exchange contracts, option contracts, or other hedging arrangements.

ASC 606. Revenue from Contracts with Customers

On January 1, 2018, we adopted ASC 606 *Revenue from Contracts with Customers* ("ASC 606"), using the modified retrospective method with respect to all non-completed contracts. Revenues and contract assets and liabilities for contracts completed prior to January 1, 2018 are presented in accordance with ASC 605, *Revenue Recognition*. ASC 606 outlines a single comprehensive model for entities to use in accounting for revenue arising from contracts with customers and supersedes nearly all existing revenue recognition guidance, including industry-specific guidance. The new guidance is based on the principle that an entity should recognize revenue to depict the transfer of products or services to customers in an amount that reflects the consideration to which the entity expects to be entitled in exchange for those products or services. The new guidance also requires additional disclosure about the nature, amount, timing and uncertainty of revenue and cash flows arising from customer contracts, including significant judgment and changes in judgments and assets recognized from costs incurred to fulfill a contract. The adoption of ASC 606 did not have a material effect on our financial position, results of operations, or internal controls over financial reporting.

Under ASC 606, the Company recognizes revenue when the customer obtains control of promised products or services, in an amount that reflects the consideration which is expected to be received in exchange for those products or services. The Company recognizes revenue following the five-step model prescribed under ASC 606: (i) identify contract(s) with a customer; (ii) identify the performance obligation(s) in the contract; (iii) determine the transaction price; (iv) allocate the transaction price to the performance obligation(s) in the contract; and (v) recognize revenue when (or as) the Company satisfies a performance obligation. The Company only applies the five-step model to contracts when it is probable that the entity will collect the consideration it is entitled to in exchange for the products or services it transfers to the customer.

At contract inception, once the contract is determined to be within the scope of ASC 606, the Company assesses the products or services promised within each contract and determines those that are performance obligations and assesses whether each promised product or service is distinct. The Company then recognizes as revenue the amount of the transaction price that is allocated to the respective performance obligation when (or as) the performance obligation is satisfied. To the extent the transaction price includes variable consideration, we estimate the amount of variable consideration that should be included in the transaction price utilizing the expected value method. Variable consideration is included in the transaction price if, in our judgment, it is probable that a significant future reversal of cumulative revenue under the contract will not occur. Estimates of variable consideration and determination of whether to include estimated amounts in the transaction price are based largely on an assessment of our anticipated performance and all information (historical, current and forecasted) that is reasonably available. Sales, value add, and other taxes collected on behalf of third parties are excluded from revenue. For the year ended December 31, 2018, none of our contracts with customers included variable consideration.

Contracts that are modified to account for changes in contract specifications and requirements are assessed to determine if the modification either creates new or changes the existing enforceable rights and obligations. Generally, contract modifications are for products or services that are not distinct from the existing contract due to the inability to use, consume or sell the products or services on their own to generate economic benefits and are accounted for as if they were part of that existing contract. The effect of a contract modification on the transaction price and measure of progress for the performance obligation to which it relates, is recognized as an adjustment to revenue (either as an increase in or a reduction of revenue) on a cumulative catch-up basis. For the year ended December 31, 2018, there were no modifications to contract specifications.

The Company is engaged in the development, marketing and sale of wireless radio systems for secure, wide area mission-critical business-to-business networks. We generate revenue primarily from the sale of the FullMAX System and the delivery of related services.

**ONDAS HOLDINGS INC.**  
**NOTES TO CONSOLIDATED FINANCIAL STATEMENTS**

Product revenue is comprised of sales of the Company's software defined base station and remote radios, its network management and monitoring system, and accessories. The Company's software and hardware is sold with a limited one-year basic warranty included in the price. The limited one-year basic warranty is an assurance-type warranty, is not a separate performance obligation, and thus no transaction price is allocated to it. The nature of tasks under the limited one-year basic warranty only provide for remedying defective product(s) covered by the warranty. Product revenue is generally recognized when the customer obtains control of our product, which occurs at a point in time, and may be upon shipment or upon delivery based on the contractual shipping terms of a contract, or upon installation when the combined performance obligation is not distinct within the context of the contract.

Service revenue is comprised of separately priced extended warranty sales, network support and maintenance, remote monitoring, as well as ancillary services directly related to the sale of the Company's wireless communications products including wireless network design, systems engineering, radio frequency planning, software configuration, product training, installation, and onsite support. The extended warranty sold by the Company provides a level of assurance beyond the coverage for defects that existed at the time of a sale or against certain types of covered damage. The extended warranty includes 1) factory hardware repair or replacement, at our election, of the base station and remote radios, 2) software upgrades, bug fixes and new features of the radio software and NMS, 3) deployment and network architecture support, and 4) technical support by phone and email. Extended warranty, network support and maintenance, and remote monitoring revenues are recognized ratably over the term of the service contract. Ancillary service revenues are recognized at the point in time when those services have been provided to the customer and the performance obligation has been satisfied.

If the customer contract contains a single performance obligation, the entire transaction price is allocated to the single performance obligation. We enter into certain contracts that have multiple performance obligations, one or more of which may be delivered subsequent to the delivery of other performance obligations. We allocate the transaction price based on the estimated relative standalone selling prices of the promised products or services underlying each performance obligation. We determine standalone selling prices based on the price at which the performance obligation is sold separately. If the standalone selling price is not observable through past transactions, we estimate the standalone selling price considering available information such as market conditions and internally approved pricing guidelines related to the performance obligations. Revenue is then allocated to the performance obligations using the relative selling prices of each of the performance obligations in the contract.

Our payment terms vary and range from Net 15 to Net 30 days from the date of the invoices.

Disaggregation of Revenue

The following tables present our disaggregated revenues by Type of Revenue and Timing of Revenue.

	Years Ended December 31,	
	2018	2017
<b>Type of Revenue</b>		
Product revenue	\$ 125,664	\$ 185,261
Service revenue	64,365	89,142
Total revenue	<u>\$ 190,029</u>	<u>\$ 274,403</u>
	Years Ended December 31,	
	2018	2017
<b>Timing of Revenue</b>		
Revenue recognized point in time	\$ 147,863	\$ 235,636
Revenue recognized over time	42,166	38,767
Total revenue	<u>\$ 190,029</u>	<u>\$ 274,403</u>

**ONDAS HOLDINGS INC.**  
**NOTES TO CONSOLIDATED FINANCIAL STATEMENTS**

Contract Assets and Liabilities

We recognize a receivable or contract asset when we perform a service or transfer a good in advance of receiving consideration. A receivable is recorded when our right to consideration is unconditional and only the passage of time is required before payment of that consideration is due. A contract asset is recorded when our right to consideration in exchange for good or services that we have transferred to a customer is conditional on something other than the passage of time. We did not have any contract assets recorded at December 31, 2018.

We recognize a contract liability when we receive consideration, or if we have the unconditional right to receive consideration, in advance of satisfying the performance obligation. A contract liability is our obligation to transfer goods or services to a customer for which we have received consideration, or an amount of consideration is due from the customer. The table below details the activity in our contract liabilities during the years ended December 31, 2018 and 2017, and the balance at the end of each year is reported as deferred revenue in the Company's consolidated balance sheet.

	<u>Years Ended December 31,</u>	
	<u>2018</u>	<u>2017</u>
Balance, beginning of year	\$ 30,690	\$ 36,299
Additions	32,106	39,895
Transfer to revenue	(42,166)	(45,504)
Balance, end of year	<u>\$ 20,631</u>	<u>\$ 30,690</u>

Warranty Reserve

We provide a limited one-year assurance-type warranty on our software and hardware products. The assurance-type warranty covers defects in material and workmanship only. If a warranted software or hardware component is determined to be defective after being tested by the Company, the Company will repair, replace or refund the price of the covered hardware and/or software to the customer (not including any shipping, handling, delivery or installation charges). We estimate, based upon a review of historical warranty claim experience, the costs that may be incurred under our warranties and record a liability in the amount of such estimate at the time a product is sold. Factors that affect our warranty liability include the number of units sold, historical and anticipated rates of warranty claims, and cost per claim. We periodically assess the adequacy of our recorded warranty liability and adjust the accrual as claims data and historical experience warrants. The Company has assessed the costs of fulfilling its existing assurance-type warranties and has determined that the estimated outstanding warranty obligation at December 31, 2018 is immaterial to the Company's financial statements.

Net Loss Per Common Share

In a reverse merger transaction, net loss per share for all periods presented is based on the equity structure of the legal acquirer, which assumes common stock is outstanding and is reflected on a retrospective basis for all periods presented. Basic net loss per share is computed by dividing net loss by the weighted average shares of common stock outstanding for each period. Diluted net loss per share is the same as basic net loss per share since the Company has net losses for each period presented. The following common stock equivalents were excluded from the calculation of diluted net loss per share for the periods indicated because including them would have had an anti-dilutive effect:

**ONDAS HOLDINGS INC.**  
**NOTES TO CONSOLIDATED FINANCIAL STATEMENTS**

Potentially dilutive securities outlined in the table below have been excluded from the computation of diluted net loss per share because the effect of their inclusion would have been anti-dilutive.

	Years Ended December 31,	
	2018	2017
Warrants to purchase common stock	—	1,953,722
Options to purchase common stock	—	3,606,052
Convertible debt	140,678	1,490,704
Total potentially dilutive securities	140,678	7,050,478

Debt Issuance Costs

Debt issuance costs represent costs incurred for the issuance of debt. Once the associated debt instrument is issued, these costs would be recorded as a debt discount and amortized using the effective interest method over the term of the related debt instrument. Upon abandonment of a pending financing transaction, the related deferred financing costs are charged to interest expense.

Concentrations of Credit Risk

Financial instruments that potentially subject us to concentrations of credit risk consist of cash and accounts receivable. Cash is deposited with a limited number of financial institutions. The balances held at any one financial institution may be in excess of Federal Deposit Insurance Corporation (FDIC) insurance limits.

Credit is extended to customers based on an evaluation of their financial condition and other factors. We generally do not require collateral or other security to support accounts receivable. We perform ongoing credit evaluations of our customers and maintains an allowance for doubtful accounts and sales credits.

Concentration of Customers

Because we have only recently invested in our customer service and support organization, a small number of customers have accounted for a substantial amount of our revenue. During the year ended December 31, 2018, two customers accounted for approximately \$145,000 and \$32,000 of our revenue or 76% and 17%, respectively. No other customers provided more than 10% of our revenue during 2018. During the year ended December 31, 2017, three customers accounted for approximately \$156,000, \$50,000 and \$41,000 of our revenue or 51%, 18% and 15%, respectively. No other customers provided more than 10% of our revenue during 2017.

Recent Accounting Pronouncements

In August 2018, the Financial Accounting Standards Board (“FASB”), issued Accounting Standards Update (“ASU”), 2018-13 that eliminates certain disclosure requirements for fair value measurements for all entities, requires public entities to disclose certain new information and modifies some disclosure requirements. The FASB developed the amendments to Accounting Standards Codification (“ASC”) 820 as part of its broader disclosure framework project, which aims to improve the effectiveness of disclosures in the notes to financial statements by focusing on requirements that clearly communicate the most important information to users of the financial statements. The new guidance is effective for all entities for fiscal years beginning after December 15, 2019 and for interim periods within those fiscal years. An entity is permitted to early adopt either the entire standard or only the provisions that eliminate or modify requirements. We are currently evaluating the effect of this guidance on our disclosures.

In June 2018, the FASB issued ASU 2018-07, Compensation - Stock Compensation (Topic 718): Improvements to Nonemployee Share-Based Payment Accounting (“ASU 2018-07”). The amendments in ASU 2018-07 expand the scope of Topic 718 to include share-based payment transactions for acquiring goods and services from nonemployees. ASU 2018-07 is effective for fiscal years beginning after December 15, 2018, and interim periods within those fiscal years.

**ONDAS HOLDINGS INC.**  
**NOTES TO CONSOLIDATED FINANCIAL STATEMENTS**

In July 2017, the FASB issued ASU 2017-11 (“ASU 2017-11”), Earnings Per Share (“Topic 260”), *Distinguishing Liabilities from Equity* (“Topic 480”), and *Derivatives and Hedging* (“Topic 815”). ASU 2017-11 is intended to simplify the accounting for financial instruments with characteristics of liabilities and equity. Among the issues addressed are: (i) determining whether an instrument (or embedded feature) is indexed to an entity’s own stock; (ii) distinguishing liabilities from equity for mandatorily redeemable financial instruments of certain nonpublic entities; and (iii) identifying mandatorily redeemable non-controlling interests. ASU 2017-11 is effective for the Company on January 1, 2019. We are currently evaluating the potential impact of ASU 2017-11 on our financial statements.

In August 2016, FASB issued ASU 2016-15, *Statement of Cash Flows (Topic 230)* (“ASU 2016-15”). ASU 2016-15 is intended to reduce the diversity in practice regarding how certain transactions are classified within the statement of cash flows. ASU 2016-15 became effective for public business entities for annual periods beginning after December 15, 2017, including interim periods within those fiscal years. There was no material effect on our 2018 financial statements upon adoption.

In February 2016, the FASB issued ASU 2016-02, *Leases* (“ASU 2016-02”). The new standard establishes a right-of-use (“ROU”) model that requires a lessee to record a ROU asset and a lease liability on the balance sheet for all leases with terms longer than 12 months. Leases will be classified as either finance or operating, with classification affecting the pattern of expense recognition in the income statement. In July 2018, the FASB issued ASU 2018-10, *Codification Improvements to Topic 842 Leases* (“ASU 2018-10”) and ASU 2018-11, *Leases (Topic 842), Targeted Improvements* (“ASU 2018-11”). The amendments in ASU 2018-10 affect only narrow aspects of the guidance issued in the amendments in ASU 2016-02, including but not limited to lease residual value guarantee, rate implicit in the lease, lease term and purchase option. The amendments in ASU 2018-11 provide an optional transition method for adoption of the new standard, which will allow entities to continue to apply the legacy guidance in ASC 840, including its disclosure requirements, in the comparative periods presented in the year of adoption. In December 2018, the FASB issued ASU 2018-20, *Leases (Topic 842), Narrow-Scope Improvements for Lessors* (“ASU 2018-20”). ASU 2016-02 is effective for annual and interim periods for fiscal years beginning after December 15, 2018, which will require us to adopt these provisions in the first quarter of 2019 on a modified retrospective basis. While we continue evaluating our lease portfolio to assess the impact that ASU 2016-02 will have on our consolidated financial statements, we expect the primary impact to our consolidated financial statements upon adoption will be the recognition, on a discounted basis, of our future minimum rentals due under noncancelable leases on our consolidated balance sheet.

Restatement

In connection with the year-end financial statement closing process, the Company determined that its previously issued financial statements included in its Quarterly Report on Form 10-Q for the three and nine months ended September 30, 2018 (“Restated Period”) should be restated due to an error in recording the conversion of debt on September 28, 2018 and the omission of recognizing a modification of debt on July 11, 2018. With the modification on July 11, 2018, the Company should have recorded a loss on extinguishment of debt in the amount of \$44,348 and reclassified the derivative liability at its fair value in the amount of \$1,141,995 to additional paid in capital (see NOTE 7 for details). On September 28, 2018, the debt conversion was originally recorded as a gain of \$3,976,992, however it should have been recorded in common stock and additional paid in capital as a result of the July 11, 2018 debt modification. See NOTE 13 for further details and quantitative information on the Restated Period.

**ONDAS HOLDINGS INC.**  
**NOTES TO CONSOLIDATED FINANCIAL STATEMENTS**

**NOTE 3 – OTHER CURRENT ASSETS**

Other current assets consist of the following:

	Years Ended December 31,	
	2018	2017
Prepaid financing costs	\$ 188,300	\$ —
Prepaid marketing cost	125,525	—
Prepaid insurance	102,743	—
Other prepaid expenses	40,654	13,755
Other receivables	44,294	9,823
Deposits	31,965	20,000
<b>TOTAL OTHER CURRENT ASSETS</b>	<b>\$ 533,481</b>	<b>\$ 43,578</b>

**NOTE 4 – PROPERTY AND EQUIPMENT**

Property and equipment consist of the following:

	Years Ended December 31,	
	2018	2017
Leasehold improvements	\$ 256,920	\$ 30,367
Vehicle	143,560	—
Furniture and fixtures	132,088	41,685
Computer Equipment	87,087	39,382
Software	61,287	25,272
	680,942	136,706
Less: accumulated depreciation	(178,796)	(123,850)
<b>TOTAL PROPERTY AND EQUIPMENT</b>	<b>\$ 502,146</b>	<b>\$ 12,856</b>

Depreciation expense for the years ended December 31, 2018 and 2017 was \$54,946 and \$13,439, respectively.

**NOTE 5 – INTANGIBLE ASSETS**

Our intangible assets include patent costs totaling \$53,482 less amortization of patent costs of \$194 at December 31, 2018. We had no capitalized patent costs at December 31, 2017.

**ONDAS HOLDINGS INC.**  
**NOTES TO CONSOLIDATED FINANCIAL STATEMENTS**

**NOTE 6 – OTHER CURRENT LIABILITIES**

Accrued expenses and other current liabilities consist of the following:

	Years Ended December 31,	
	2018	2017
Accrued payroll and other benefits	\$ 1,659,577	\$ 792,746
Accrued rent and facilities costs	160,544	—
Accrued interest	138,605	42,824
Accrued professional fees	126,384	—
D&O insurance financing payable	52,530	—
Other accrued expenses	30,000	1,526
Deferred revenue	20,631	30,690
Other current liabilities	—	11,236
<b>TOTAL OTHER CURRENT LIABILITIES</b>	<b>\$ 2,188,271</b>	<b>\$ 879,022</b>

**NOTE 7 – NOTES PAYABLE AND OTHER FINANCING AGREEMENTS**

**Loan Agreements**

In October 2007, Ondas Networks Inc. (“Ondas Networks”), the wholly owned subsidiary of Ondas Holdings Inc. (“Ondas Holdings” or the “Company”), entered into a 6% per annum loan agreement with an entity in the amount of \$550,000 in connection with the issuance of common stock of Ondas Networks (the “October 2007 Loan”); however, the October 2007 Loan was not memorialized. The original maturity date of the October 2007 Loan was September 30, 2011. On February 11, 2016, the entity and Ondas Networks entered into a Loan Amendment to amend the October 2007 Loan to (i) extend the maturity date to April 1, 2017 and (ii) clear and waive any existing defaults. On November 30, 2017, the entity and Ondas Networks entered into a Loan Modification Agreement to further amend the October 2007 Loan to (i) transfer all accrued and unpaid interest (\$17,310) as of December 31, 2017 to principal in January 2018, (ii) extend the maturity date to December 31, 2018, (iii) clear and waive any existing defaults, and (iv) amend the interest rate to 10% per annum effective January 1, 2018. On October 1, 2018, the entity entered into an Assignment and Assumption Agreement to assign all of its rights and obligations including all principal and interest owing under the October 2007 Loan to an unaffiliated third-party. On December 31, 2018, the assignee and Ondas Networks entered into a Note Extension Agreement to further amend the October 2007 Loan to extend the maturity date to March 30, 2019. At December 31, 2018 and December 31, 2017, the outstanding balance of the October 2007 Loan was \$567,310 and \$550,000, respectively.

On December 31, 2013, Ondas Networks entered into a 10% per annum Promissory Note with an entity in the amount of \$250,000, of which \$25,000 was repaid in February 2015 (the “December 2013 Note”). The original maturity of the December 2013 Note was December 31, 2014. On November 1, 2014, Ondas Networks entered into a Loan Agreement with the same entity in the amount of \$210,000. (the “November 2014 Loan”). The original maturity of the November 2014 Loan was March 16, 2015. The interest through the original maturity date of the November 2014 Loan was a fixed amount of \$16,800. Subsequent to the original maturity date, the November 2014 Loan accrued interest at a rate of 18% per annum. On September 15, 2015, Ondas Networks and the entity verbally agreed to amend the November 2014 Loan to decrease the interest rate to 10% per annum. On April 1, 2016, the entity and Ondas Networks entered into a Loan Amendment to amend the December 2013 Note and November 2014 Loan to (i) extend the maturity date to April 1, 2017, and (ii) clear and waive any existing defaults. On November 30, 2017, the entity and Ondas Networks entered into a Loan Modification Agreement to further amend the December 2013 Note and November 2014 Loan to (i) transfer all accrued and unpaid interest on the December 2013 Note and November 2014 Loan (\$60,679 and \$49,170, respectively, as of December 31, 2017) to principal, (ii) extend the maturity dates to December 31, 2018, and (iii) clear and waive any existing defaults. On December 31, 2018, the entity and Ondas Networks entered into a Note Extension Agreement to further amend the December 2013 Note and November 2014 Loan to extend the maturity date to March 30, 2019. At December 31, 2018 and December 31, 2017, the outstanding balances of the December 2013 Note and November 2014 Loan was \$285,679 and \$259,170, respectively.



**ONDAS HOLDINGS INC.**  
**NOTES TO CONSOLIDATED FINANCIAL STATEMENTS**

On April 1, 2015, Ondas Networks entered into a 10% per annum Loan Agreement with two individuals in the amount of \$50,000 (the "April 2015 Note"). The original maturity of the April 2015 Note was July 1, 2015. The accrued interest on the April 2015 Note through the original maturity date was \$4,000. Subsequent to the original maturity date, the April 2015 Note accrued interest at a rate of 10% per annum. On February 11, 2016, the individuals and Ondas Networks entered into a Loan Amendment to amend the April 2015 Note to (i) extend the maturity date to April 1, 2017 and (ii) clear and waive any existing defaults. On November 30, 2017, the individuals and Ondas Networks entered into a Loan Modification Agreement to further amend the April 2015 Note to (i) transfer all accrued and unpaid interest (\$16,511) as of December 31, 2017 to principal, (ii) extend the maturity date to December 31, 2018 and (iii) clear and waive any existing defaults. On December 31, 2018, the entity and Ondas Networks entered into a Note Extension Agreement to further amend the April 2015 Note and to extend the maturity date to March 30, 2019. At December 31, 2018 and December 31, 2017, the outstanding balance of the April 2015 Note was \$66,511.

In March 2017, Ondas Networks entered into a loan agreement with an individuals in the amount of \$50,000 (the "March 2017 Note"). Accrued interest on the March 2017 Note was \$10,000. The March 2017 Note and accrued interest were paid in full during 2017.

**Financing Agreement**

On November 3, 2016, Ondas Networks entered into a Purchase Order Financing Agreement with an accompanying 20% per annum Promissory Note with an individual in the amount of \$250,000 (the "November 2016 Note"). The original maturity of the November 2016 Note was the earlier of the payment of the purchase order for which the loan was advanced or 180 days after issuance. On December 20, 2016, Ondas Networks entered into a second Purchase Order Financing Agreement with an accompanying 10% per annum Promissory Note with the same individual in the amount of \$100,000 (the "December 2016 Note"). The original maturity of the December 2016 Note was the earlier of the payment of the purchase order for which the loan was advanced or 180 days after issuance. On November 30, 2017, the individual and Ondas Networks entered into a Loan Modification Agreement to amend the November and December 2016 Notes to (i) transfer all accrued and unpaid interest on the November and December 2016 Notes (\$47,000 and \$5,591, respectively) as of December 31, 2017 to principal, (ii) extend the maturity dates to December 31, 2018, and (iii) clear and waive any existing defaults. On December 31, 2018, the individual and Ondas Networks entered into a Note Extension Agreement to further amend the November and December 2016 Notes and to extend the maturity date to March 30, 2019. At December 31, 2018 and December 31, 2017, the outstanding balance of the November and December 2016 Notes was \$297,000 and \$105,591, respectively, in both years.

On February 28, 2014, Ondas Networks entered into a Purchase Order Financing Agreement (the "Financing Agreement") with an entity. Interest on the Financing Agreement accrued at 30% per annum for the first 104 days and at 51% per annum thereafter. Between June 2014 and January 2015, Ondas Networks received an aggregate of \$660,000 of which \$285,000 was repaid. At December 31, 2015, the principal outstanding totaled \$375,000 and accrued interest totaled \$223,393. During 2016, and for the period from January 1, 2017 through November 17, 2017, additional interest was accrued totaling \$191,250 and \$168,282, respectively. On November 17, 2017, the entity and Ondas Networks entered into an Amendment to Purchase Order Financing Agreement and agreed to (i) transfer all accrued and unpaid interest to principal, (ii) reduce the per annum interest rate to 10%, (iii) set the maturity date at December 31, 2018, and (iv) combine the Purchase Order Financing Agreements into a single loan ("November 2017 Loan"). On December 31, 2018, the entity and Ondas Networks entered into a Note Extension Agreement to further amend the November 2017 Loan and to extend the maturity date to March 30, 2019. As of December 31, 2018 and December 31, 2017, the outstanding principal balance of the November 2017 Loan was \$957,925.

**Promissory Notes**

On December 14, 2015, Ondas Networks approved a private placement offering ("Private Placement") seeking to sell to investors certain 10% promissory notes in the aggregate face amount of \$750,000, which amount was later increased to \$1,250,000, with a term of 18 months ("Private Placement Notes"). In connection with the Private Placement Notes, each investor (the "Private Placement Noteholders") received warrants to purchase shares of common stock of Ondas Networks ("Private Placement Warrants"), equal to 25% of the principal amount of the Private Placement Notes, exercisable at the lower of (i) \$2.00 per share or (ii) 40% of the selling price of Ondas Networks' shares in its proposed initial public offering.

**ONDAS HOLDINGS INC.**  
**NOTES TO CONSOLIDATED FINANCIAL STATEMENTS**

In December 2015, pursuant to the terms of Security Purchase Agreements, Ondas Networks completed the sale of an aggregate of \$325,000 in Private Placement Notes to Private Placement Noteholders, of which \$25,000 was repaid during 2017, and issued them Private Placement Warrants to purchase an aggregate of 81,250 shares of common stock of Ondas Networks, with a term of ten years, at exercise price of \$2.00 and a fair value of \$63,398. As of January 1, 2018, the Private Placement Warrants for the 81,250 shares were surrendered to Ondas Networks in exchange for participation in a private placement of Ondas Networks' shares dated April 13, 2018.

Between February and July 2016, pursuant to the terms of Security Purchase Agreements, Ondas Networks completed the sale of an aggregate of \$925,000 in Private Placement Notes to Private Placement Noteholders and issued them Private Placement Warrants to purchase an aggregate of 231,250 shares of Ondas Networks common stock, with a term of ten years, an exercise price of \$2.00 and a fair value of \$168,678. As of January 1, 2018, the Private Placement Warrants for the 231,250 shares of Ondas Networks of common stock was surrendered to Ondas Networks in exchange for participation in a private placement of Ondas Networks' shares dated April 13, 2018.

On November 30, 2017, the Private Placement Noteholders and Ondas Networks entered into Loan Modification Agreements to amend the Private Placement Notes to (i) transfer all accrued and unpaid interest (\$118,682) as of December 31, 2017 to principal, (ii) extend the maturity date to December 31, 2018 and (iii) clear and waive any existing defaults.

On December 31, 2018, the Private Placement Noteholders and Ondas Networks entered into Note Extension Agreements to further amend the Private Placement Notes and to extend the maturity date to March 30, 2019. At December 31, 2018 and December 31, 2017, the total outstanding balance of the Private Placement Notes was \$1,343,682.

**Convertible Promissory Notes**

During 2017, Ondas Networks and certain entities and individuals (the "Noteholder(s)") entered into convertible promissory notes defined herein as (i) notes with mutual conversion preferences ("Group 1 Notes") and (ii) notes with unilateral conversion preferences ("Group 2 Notes").

*Group 1 Notes.* Between April 3, 2017 and August 1, 2017, convertible promissory notes in the aggregate amount of \$1,865,000 were sold. Terms of the Group 1 Notes include (i) a maturity date based on the payment of the ratio of a Noteholders outstanding balance relative to the total of Group 1 and Group 2 Notes times 6% of gross revenue until 1.5 times the amount of each individual note is paid, (ii) the conversion price which is the lesser of (a) the price per share of common stock sold in a private placement or a public offering, discounted by 20%, or (b) the price per share of common stock based on a pre-money Ondas Networks valuation of \$50 million on a fully diluted basis (the "Conversion Price"), (iii) the optional conversion, at any time after the closing of a private placement, wherein the Noteholder may convert the outstanding loan amount into common shares at the Conversion Price, (iv) the mandatory conversion, any time on or after a qualified public offering, wherein Ondas Networks may convert the outstanding loan amount into common shares at the Conversion Price, and (v) upon any conversion, Ondas Networks shall issue to the Noteholder warrants to purchase share of common stock equal to 10% of shares converted exercisable for three years at the Conversion Price.

*Group 2 Notes.* Between September 2, 2017 and January 8, 2018, convertible promissory notes in the aggregate amount of \$1,175,000 were sold. Terms of the Group 2 Notes include (i) a maturity date based on the payment of the ratio of a Noteholders outstanding balance relative to the total of Group 1 and Group 2 Notes times 6% of gross revenue until 1.5 times the amount of each individual note is paid, (ii) the conversion price which is the lesser of (a) the price per share of common stock sold in a private placement or a public offering, discounted by 20%, or (b) the price per share of common stock based on a pre-money Ondas Networks valuation of \$50 million on a fully diluted basis (the "Conversion Price"), (iii) the mandatory conversion, any time on or after a qualified public offering, wherein Ondas Networks may convert the outstanding loan amount into common shares at the Conversion Price, and (iv) upon the earlier of a private placement, initial public offering, or fundamental change, Ondas Networks shall issue to the Noteholder warrants to purchase share of common stock with an exercise price of \$0.01 and exercisable for three years equal to the principal amount at the Conversion Price.

**ONDAS HOLDINGS INC.**  
**NOTES TO CONSOLIDATED FINANCIAL STATEMENTS**

On July 11, 2018, the Ondas Networks board of directors, by written consent, approved certain changes to outstanding Convertible Promissory Notes. The action approved changes to the Group 2 Notes to match the Group 1 Notes and authorized the issuance of a Security Holder Consent Agreement wherein each Group 2 Note holder would agree to the change. The changes modified the conversion option for the Group 2 Notes which resulted in a loss on extinguishment of debt in the amount of \$44,348 and caused the derivative liability related to the Group 2 Notes to cease to exist and be classified as additional paid in capital at its fair value on July 11, 2018 in the amount of \$1,141,995.

On September 28, 2018, in conjunction with the Merger Agreement discussed in NOTE 1, the Group 1 Note noteholders and all but one Group 2 Note noteholders converted their outstanding Convertible Promissory Notes into an aggregate of 2,017,416 Company Shares. At December 31, 2018 and December 31, 2017, the total outstanding balance of the Convertible Promissory Note(s) was \$300,000 and \$2,940,000, respectively.

Notes payable and other financing consists of:

	As of December 31,	
	2018	2017
<b>Short Term:</b>		
Loan Agreements	\$ 1,178,670	\$ 1,161,360
Financing Agreement	1,360,516	1,360,516
Promissory Notes	1,343,682	1,343,682
	\$ 3,882,868	\$ 3,865,558
<b>Long Term:</b>		
Convertible Promissory Notes	\$ 300,000	\$ 2,940,000
Debt Discount	—	(162,659)
	\$ 300,000	\$ 2,777,341

**NOTE 8 – SECURED PROMISSORY NOTE**

On March 9, 2018, we entered into a Loan and Security Agreement (the “Agreement”) with an entity (the “Lender”) wherein the Lender made available to us a loan in the aggregate principal amount of up to \$10,000,000 (the “Loan”). On March 9, 2018, the Company and the Lender entered into a Secured Term Promissory Note for \$5,000,000, having a maturity date of September 9, 2019 (“Tranche A”). The Note bears interest at a per annum rate equal to the greater of (a) 11.25% or (b) 11.25% plus the Prime Rate, less 3.25%. The Agreement also includes payments of \$25,000 in loan commitment fees and \$100,000 (1%) of the funding in loan facility charges. The loan commitment fees and \$50,000 in loan facility charges associated with Tranche A were recorded as debt discount and amortized ratably over the life of the loan. There is also an end of term charge of \$250,000. The end of term charge is being recorded as accreted costs over the term of the loan. The Note is secured by substantially all of the assets of the Company.

On October 9, 2018, the Company and the Lender entered into a second Secured Term Promissory Note for \$5,000,000 having a maturity date of September 9, 2019 or 10 days after a public offering (the “Second Note”) to complete the Agreement for \$10,000,000. The Second Note bears interest at a per annum rate equal to the greater of (a) 11.25% or (b) 11.25% plus the Prime Rate, less 3.25%. Pursuant to the terms of the Agreement, the Company is required to pay a \$50,000 loan facility charge, which is also recorded as a debt discount and amortized over the remaining term of the Second Note.

**ONDAS HOLDINGS INC.**  
**NOTES TO CONSOLIDATED FINANCIAL STATEMENTS**

The Agreement also contains covenants which include certain restrictions with respect to subsequent indebtedness, liens, loans and investments, asset sales and share repurchases and other restricted payments, subject to certain exceptions. The Agreement also contains financial reporting obligations. An event of default under the Agreement includes, but is not limited to, breach of covenants, insolvency, and occurrence of any default under any agreement or obligation of the Company. In addition, the Agreement contains a customary material adverse effect clause which states that in the event of a material adverse effect, an event of default would occur and the lender has the option to accelerate and demand payment of all or any part of the loan. A material adverse effect is defined in the Agreement as a material change in our business, operations, properties, assets or financial condition or a material impairment of its ability to perform all obligations under its Agreement. We were not in default of any conditions under the Loan and Security Agreements as of December 31, 2018. As of December 31, 2018, the principal balance was \$10,000,000, net of debt discount of \$72,038 and accreted cost totaled \$135,246.

**NOTE 9 – STOCKHOLDERS' EQUITY**

Equity Incentive Plan

In connection with the Closing, our board of directors approved, and our stockholders adopted, the 2018 Equity Incentive Plan (the “2018 Plan”) pursuant to which 10 million Company Shares have been reserved for issuance to employees, including officers, directors and consultants. No equity incentive instruments were outstanding at December 31, 2018.

**ONDAS HOLDINGS INC.**  
**NOTES TO CONSOLIDATED FINANCIAL STATEMENTS**

**NOTE 10 – INCOME TAXES**

The tax effects of temporary differences that give rise to significant portions of the deferred tax assets and deferred tax liabilities are as follows:

	December 31,	
	2018	2017
Deferred Tax Assets:		
Tax benefit of net operating loss carry-forward	\$ 6,465,826	\$ 4,006,517
Depreciation and amortization	(5,102)	(8,332)
Accrued liabilities	261,876	220,681
Stock based compensation	—	507,545
Interest Expense	740,285	—
R&D Credit	393,165	—
Total deferred tax assets	7,856,050	4,726,411
Valuation allowance for deferred tax assets	(7,856,050)	(4,726,411)
Deferred tax assets, net of valuation allowance	\$ —	\$ —

The change in the Company's valuation allowance is as follows:

	Years Ended December 31,	
	2018	2017
Beginning of the year	\$ 4,726,411	\$ 3,848,878
Change in valuation account	3,129,639	877,533
End of the year	\$ 7,856,050	\$ 4,726,411

**ONDAS HOLDINGS INC.**  
**NOTES TO CONSOLIDATED FINANCIAL STATEMENTS**

A reconciliation of the provision for income taxes with the amounts computed by applying the Federal income tax rate to income from operations before the provision for income taxes is as follows:

	Years Ended December 31,	
	2018	2017
U.S. federal statutory rate	(21.0)%	(35.0)%
State taxes, net of federal benefit	(6.9)%	(5.8)%
Share-based compensation	—%	17.5%
Effect of U.S. tax law change	—%	(13.2)%
Change in valuation allowance	25.8%	30.2%
<b>Nondeductible expenses</b>	<b>2.0%</b>	<b>6.3%</b>
R&D credit	(3.2)%	—%
Stock Options	3.3%	—%
Effective income tax rate	—%	—%

In assessing the realizability of deferred tax assets, including the net operating loss carryforwards (NOLs), the Company assesses the available positive and negative evidence to estimate if sufficient future taxable income will be generated to utilize its existing deferred tax assets. The ultimate realization of deferred tax assets is dependent upon the generation of future taxable income during the period when those temporary differences become deductible. Based on its assessment, the Company has provided a full valuation allowance against its net deferred tax assets as their future utilization remains uncertain at this time.

As of December 31, 2018 and 2017, the Company had approximately \$23 million and \$15 million respectively of Federal and state NOLs available to offset future taxable income with \$15 million expiring from 2030 through 2037 while the Federal NOL of \$8 Million generated in 2018 has no expiration. As of December 31, 2018 and 2017, the Company had approximately \$393,000 and \$295,000, respectively of Federal research and development credits available to offset future tax liability expiring from 2030 through 2038. In accordance with Section 382 of the Internal Revenue code, the usage of the Company's Federal Carryforwards could be limited in the event of a change in ownership. As of December 31, 2018 the company has not completed an analysis as to whether or not an ownership change has occurred.

The Company applies the FASB's provisions for uncertain tax positions. The Company utilizes the two-step process to determine the amount of recognized tax benefit. For tax positions meeting the more-likely-than-not threshold, the amount recognized in the consolidated financial statements is the largest benefit that has a greater than 50% likelihood of being realized upon ultimate settlement with the relevant tax authority. The Company recognizes interest and penalties associated with uncertain tax positions as a component of income tax expense.

As of December 31, 2018, management does not believe the Company has any material uncertain tax positions that would require it to measure and reflect the potential lack of sustainability of a position on audit in its financial statements. The Company will continue to evaluate its uncertain tax positions in future periods to determine if measurement and recognition in its financial statements is necessary. The Company does not believe there will be any material changes in its unrecognized tax positions over the next year.

Our U.S. federal and state tax returns since 2015 remain open to examination.

**ONDAS HOLDINGS INC.**  
**NOTES TO CONSOLIDATED FINANCIAL STATEMENTS**

On December 22, 2017, the U.S. Tax Cuts and Jobs Act (“Tax Cuts and Jobs Act”) was enacted which contained substantial changes to the Code, some of which could have an adverse effect on our business. Among other things, the Tax Cuts and Jobs Act (i) reduces the U.S. corporate income tax rate from 35% to 21% beginning in 2018, (ii) generally will limit annual deductions for net interest expense to no more than 30% of our “adjusted taxable income,” plus 100% of our business interest income for the year, and (iii) will permit a taxpayer to offset only 80% (rather than 100%) of its taxable income with any U.S. net operating losses (“NOLs”) generated for taxable years beginning after 2017. The U.S. Department of Treasury has broad authority to issue regulations and interpretative guidance that may significantly impact how we will apply the law and impact our results of operations in the period issued. While the U.S. Department of the Treasury has issued some proposed regulations since the enactment of the Tax Cuts and Jobs Act, additional guidance is likely forthcoming. The measurement period allowed by Staff Accounting Bulletin (“SAB”) No. 118 has closed during the fourth quarter of 2018. The prospects of supplemental legislation or regulatory processes to address uncertainties that arise because of the Act, or evolving technical interpretations of the tax law, may cause our financial statements to be impacted in the future. We will continue to analyze the effects of the Act as subsequent guidance continues to emerge.

**NOTE 11 – COMMITMENTS AND CONTINGENCIES**

Legal Proceedings

We may be involved in legal proceedings, claims and assessments arising in the ordinary course of business. Such matters are subject to many uncertainties, and outcomes are not predictable with assurance. There are no such loss contingencies that are included in the financial statements as of December 31, 2018.

Operating Leases

On November 11, 2013, Ondas Networks entered into a three-year lease agreement for 5,858 square feet of office space at 687 North Pastoria Avenue, Sunnyvale, California expiring on December 31, 2017 with a base rent ranging from \$2,929 to \$9,079 per month plus certain various expenses incurred (the “North Pastoria Lease”). On October 16, 2017, Ondas Networks extended the lease agreement for an additional three years with an expiration date of December 31, 2020 (“2018 Extension”). Rent expense for the years ended December 31, 2018 and 2017 related to the North Pastoria Lease was \$170,151 and \$110,201, respectively. The base rent in the 2018 Extension is \$13,473 and \$15,231 for 2019 and 2020, respectively. We have completed our move to our new location described below and are attempting to sublet the property for the remainder of the lease agreement.

On October 30, 2018, Ondas Networks entered into a Sublease with Texas Instruments Sunnyvale Incorporated, regarding the sublease of approximately 21,982 square feet of rentable space at 165 Gibraltar Court, Sunnyvale, CA 94089 (the “Gibraltar Sublease”), constituting the entire first floor of the premises (except the lobby and two stairwells), as defined under that certain Lease dated April 12, 2004, as amended by the First Lease Amendment dated March 15, 2005, a Second Amendment to Lease dated November 30, 2005, and a Third Amendment to Lease dated November 30, 2010 between Gibraltar Sunnyvale Holdings LLC and Texas Instruments Sunnyvale Incorporated. The Sublease began on November 1, 2018 and ends on February 28, 2021 at a base monthly rent of \$28,577. A security deposit of \$28,577 was paid upon execution of the Sublease. Rent expense for the November and December 31, 2018 related to the Gibraltar Sublease was \$52,050.

The future minimum lease payments related to the Gibraltar Sublease are as follows:

Years Ending December 31,		
2019	\$	328,631
2020	\$	342,924
2021	\$	57,154

**ONDAS HOLDINGS INC.**  
**NOTES TO CONSOLIDATED FINANCIAL STATEMENTS**

On June 15, 2018, effective June 1, 2018, Ondas Networks entered into a five-year lease agreement for approximately 15,200 square feet of office space in Sichuan Province, China expiring on May 31, 2023 with a base rent ranging from, in U.S. dollars, approximately \$9,200 to \$9,700 (the "Sichuan Lease"). Under the terms of the Sichuan Lease, the first three months are rent free and, we paid \$28,000 in advance for the second three months at the time of the execution. Ondas Networks also made a deposit payment of \$15,000. The base rent is approximately \$9,200 for the period from June 1, 2018 through April 30, 2020 and approximately \$9,700 for the period from May 1, 2020 through May 31, 2023. In addition to the base rent, we will pay a management fee of approximately \$1,800 per month. Rent expense for the June through December 31, 2018 related to the Sichuan Lease was \$55,334.

The future minimum lease payments (allowing for exchange rates) are approximately as follows:

Years Ending December 31,		
2019	\$	110,849
2020	\$	114,544
2021	\$	116,392
2022	\$	116,392
2023	\$	48,497

**NOTE 12 – RELATED PARTY TRANSACTIONS**

From time to time, the Ondas Networks' Chief Executive Officer, Stewart Kantor, advanced funds to Ondas Networks to fund its operations. As of December 31, 2018 and December 31, 2017, advances due to Mr. Kantor were \$0 and \$155,645, respectively. These advances are reported on our balance sheet as advance from related party.

At the Closing, we entered into a Loan and Security Agreement with Energy Capital, a greater than 10% stockholder the Company, pursuant to which Energy Capital agreed to lend an aggregate principal amount of up to \$10 million, subject to specified conditions. See *NOTE 14* for details of transaction under this agreement.

**NOTE 13 – RESTATEMENT**

In connection with the year-end financial statement closing process, the Company determined that its previously issued financial statements included in its Quarterly Report on Form 10-Q for the three and nine months ended September 30, 2018 ("Restated Period") should be restated due to an error in recording the conversion of debt on September 28, 2018 and the omission of recognizing a modification of debt on July 11, 2018. With the modification on July 11, 2018, the Company should have recorded a loss on extinguishment of debt in the amount of \$44,348 and reclassified the derivative liability at its fair value in the amount of \$1,141,995 to additional paid in capital (see *NOTE 7* for details). On September 28, 2018, the debt conversion was originally recorded as a gain of \$3,976,992, however it should have been recorded in common stock and additional paid in capital as a result of the July 11, 2018 debt modification.

**Impact of this Restatement**

Based on management's review and discussions with our external auditors, the Company's has concluded that the misclassification included on its financial statements filed in our Quarterly Report on Form 10-Q for the three and nine months ended September 30, 2018 ("Q3 10-Q") requires restatement, included herewith.



**ONDAS HOLDINGS INC.**  
**NOTES TO CONSOLIDATED FINANCIAL STATEMENTS**

**Condensed Consolidated Balance Sheet**  
(Unaudited)

	September 30, 2018		
	As Previously Reported	As Restated	Restatement
Total assets	\$ 1,206,063	\$ 1,206,063	\$ —
Total liabilities	\$ 11,101,777	\$ 11,101,777	\$ —
<b>Stockholders' Deficit:</b>			
Preferred stock	—	—	—
Common stock	\$ 5,046	5,046	—
Additional paid in capital	14,334,570	17,616,073	(3,281,503)
Subscriptions receivable	(1,958)	(1,958)	—
Accumulated deficit	(24,233,372)	(27,514,875)	3,281,503
Total stockholders' deficit	(9,895,714)	(9,895,714)	—
Total liabilities and stockholders' deficit	\$ 1,206,063	\$ 1,206,063	\$ —

**Condensed Consolidated Statement of Operations**  
(Unaudited)

	Three Months Ended September 30, 2018		
	As Previously Reported	As Restated	Restatement
Gross profit	\$ 28,749	\$ 28,749	\$ —
Operating loss	\$ (2,072,459)	\$ (2,072,459)	\$ —
<b>Other income (expense)</b>			
Interest expense	(2,381,602)	(1,618,834)	(762,768)
Change in fair value of derivative liability	22,931	—	22,931
Gain (loss) on conversion of debt	3,976,992	(44,348)	4,021,340
Interest income	6,606	6,606	—
Total other income (expense)	1,624,927	(1,656,576)	3,281,503
Net loss	\$ (447,532)	\$ (3,729,035)	\$ 3,281,503
Net loss per share – basic and diluted	\$ (0.02)	\$ (0.16)	\$ (0.14)

**ONDAS HOLDINGS INC.**  
**NOTES TO CONSOLIDATED FINANCIAL STATEMENTS**

**Condensed Consolidated Statement of Operations**  
(Unaudited)

	Nine Months Ended September 30, 2018		
	As Previously Reported	As Restated	Restatement
Gross profit	\$ 83,180	\$ 83,180	\$ —
Operating loss	\$ (3,953,657)	\$ (3,953,657)	\$ —
Other income (expense)			
Interest expense	(2,932,674)	(2,169,906)	(762,768)
Change in fair value of derivative liability	(952,971)	(975,902)	22,931
Gain (loss) on conversion of debt	3,976,992	(44,348)	4,021,340
Interest income	13,416	13,416	—
Total other income (expense)	104,763	(3,176,740)	3,281,503
Net loss	\$ (3,848,894)	\$ (7,130,397)	\$ 3,281,503
Net loss per share – basic and diluted	\$ (0.18)	\$ (0.34)	\$ (0.16)

**ONDAS HOLDINGS INC.**  
**NOTES TO CONSOLIDATED FINANCIAL STATEMENTS**

**Condensed Consolidated Statement of Cash Flows**  
(Unaudited)

	Nine Months Ended September 30, 2018		
	As Previously Reported	As Restated	Restatement
<b>CASH FLOWS FROM OPERATING ACTIVITIES</b>			
Net loss	\$ (3,848,894)	\$ (7,130,397)	\$ 3,281,503
Adjustments to reconcile net loss to net cash flows used in operating activities:			
Depreciation	15,405	15,405	—
Allowance for doubtful accounts	(7,914)	(7,914)	—
Amortization of debt discount and deferred financing costs	907,891	145,123	762,768
Amortization of intangible assets	77	77	—
Change in fair value of derivative liability	952,971	975,902	(22,931)
Loss (gain) on conversion	(3,976,992)	44,348	(4,021,340)
Changes in operating assets and liabilities:			
Accounts receivable	1,929	1,929	—
Inventory	(137,725)	(137,725)	—
Other current assets	(110,113)	(110,113)	—
Accounts payable	45,355	45,355	—
Accrued expenses and other current liabilities	1,515,384	1,515,384	—
Net cash flows used in operating activities	<u>(4,642,626)</u>	<u>(4,642,626)</u>	<u>—</u>
<b>CASH FLOWS FROM INVESTING ACTIVITIES</b>			
Net cash flows used in investing activities	<u>(185,780)</u>	<u>(185,780)</u>	<u>—</u>
<b>CASH FLOWS FROM FINANCING ACTIVITIES</b>			
Net cash flows provided by financing activities	<u>4,884,593</u>	<u>4,884,593</u>	<u>—</u>
Increase in cash and cash equivalents	56,187	56,187	—
Cash and cash equivalents, beginning of period	460,064	460,064	—
Cash and cash equivalents, end of period	<u>\$ 516,251</u>	<u>\$ 516,251</u>	<u>\$ —</u>

**ONDAS HOLDINGS INC.**  
**NOTES TO CONSOLIDATED FINANCIAL STATEMENTS**

**NOTE 14 – SUBSEQUENT EVENTS**

On January 29, February 11, February 27, and March 14, 2019, we drew down advances of \$1,000,000, \$650,000, \$750,000 and \$900,000, respectively, available under a loan and security agreement (the “Loan and Security Agreement”) with Energy Capital entered into on October 1, 2018 (the “Loan Agreement”) by the Company and Energy Capital (the “Loan”). The advance proceeds will be utilized primarily for operating capital. The principal amount outstanding under the Loan bears interest at a per annum rate equal to the greater of (a) 11.25% or (b) 11.25% plus the Prime Rate (as published by the Wall Street Journal (National Edition)), less 3.25%. The Loan Agreement contains customary events of default and affirmative and negative covenants for transactions of this nature. Upon an event of default, Energy Capital has the right to require the Company to prepay the outstanding principal amount of the Loan plus all accrued and unpaid interest. All amounts outstanding under the Loan are secured by a lien on the Company’s assets, subject to terms of outstanding debt obligations, and become due and payable on the earlier to occur of September 30, 2019 or the completion by the Company of a capital raise with minimum proceeds to the Company of \$20 million.

**PART II**

**INFORMATION NOT REQUIRED IN PROSPECTUS**

**Item 13. Other Expenses of Issuance and Distribution**

The following table sets forth all costs and expenses, other than underwriting discounts and commissions, paid or payable by the Registrant in connection with the sale of the common stock being registered. All amounts shown are estimates except for the SEC registration fee and the FINRA filing fee:

	Amount Paid or to be Paid
SEC Registration Fee	\$ 6,666
FINRA Filing Fee	8,750
Initial NYSE American Listing Fee	5,000
Printing and Engraving Fees and Expenses	5,000
Legal Fees and Expenses	700,000
Accounting Fees and Expenses	30,000
Transfer Agent and Registrar Fees and Expenses	1,500
Miscellaneous Fees and Expenses	3,500
Total	\$ 760,416

**Item 14. Indemnification of Directors and Officers**

Nevada Revised Statutes provide that:

- a corporation may indemnify any person who was or is a party or is threatened to be made a party to any threatened, pending or completed action, suit or proceeding, whether civil, criminal, administrative or investigative, except an action by or in the right of the corporation, by reason of the fact that he is or was a director, officer, employee or agent of the corporation, or is or was serving at the request of the corporation as a director, officer, employee or agent of another corporation, partnership, joint venture, trust or other enterprise, against expenses, including attorneys' fees, judgments, fines and amounts paid in settlement actually and reasonably incurred by him in connection with the action, suit or proceeding if he or she acted in good faith and in a manner which he or she reasonably believed to be in or not opposed to the best interests of the corporation, and, with respect to any criminal action or proceeding, had no reasonable cause to believe his or her conduct was unlawful;
- a corporation may indemnify any person who was or is a party or is threatened to be made a party to any threatened, pending or completed action or suit by or in the right of the corporation to procure a judgment in its favor by reason of the fact that he or she is or was a director, officer, employee or agent of the corporation, or is or was serving at the request of the corporation as a director, officer, employee or agent of another corporation, partnership, joint venture, trust or other enterprise against expenses, including amounts paid in settlement and attorneys' fees actually and reasonably incurred by him or her in connection with the defense or settlement of the action or suit if he or she acted in good faith and in a manner which he or she reasonably believed to be in or not opposed to the best interests of the corporation. Indemnification may not be made for any claim, issue or matter as to which such a person has been adjudged by a court of competent jurisdiction, after exhaustion of all appeals therefrom, to be liable to the corporation or for amounts paid in settlement to the corporation, unless and only to the extent that the court in which the action or suit was brought or other court of competent jurisdiction determines upon application that in view of all the circumstances of the case, the person is fairly and reasonably entitled to indemnity for such expenses as the court deems proper; and
- to the extent that a director, officer, employee or agent of a corporation has been successful on the merits or otherwise in defense of any action, suit or proceeding, or in defense of any claim, issue or matter therein, the corporation must indemnify him or her against expenses, including attorneys' fees, actually and reasonably incurred by him or her in connection with the defense.

Nevada Revised Statutes provide that we may make any discretionary indemnification only as authorized in the specific case upon a determination that indemnification of the director, officer, employee or agent is proper in the circumstances. The determination must be made:

- by the stockholders;
- by the board of directors by majority vote of a quorum consisting of directors who were not parties to the action, suit or proceeding;
- if a majority vote of a quorum consisting of directors who were not parties to the action, suit or proceeding so orders, by independent legal counsel in a written opinion;
- if a quorum consisting of directors who were not parties to the action, suit or proceeding cannot be obtained, by independent legal counsel in a written opinion; or
- by court order.

Nevada Revised Statutes provide that a corporation may purchase and maintain insurance or make other financial arrangements on behalf of any person who is or was a director, officer, employee or agent of the corporation, or is or was serving at the request of the corporation as a director, officer, employee or agent of another corporation, partnership, joint venture, trust or other enterprise for any liability asserted against him and liability and expenses incurred by him in his capacity as a director, officer, employee or agent, or arising out of his status as such, whether or not the corporation has the authority to indemnify him against such liability and expenses.

We also maintain a general liability insurance policy, which covers certain liabilities of directors and officers of our company arising out of claims based on acts or omissions in their capacities as directors or officers.

In any underwriting agreement we enter into in connection with the sale of common stock being registered hereby, the underwriters will agree to indemnify, under certain conditions, us, our directors, our officers and persons who control us within the meaning of the Securities Act of 1933, as amended, against certain liabilities.

**Item 15. Recent Sales of Unregistered Securities**

Set forth below is information regarding shares of common stock, convertible notes and warrants issued, and options granted, by us within the past three years that were not registered under the Securities Act. Also included is the consideration, if any, received by us for such shares, convertible notes, warrants and options, and information relating to the section of the Securities Act, or rule of the Securities and Exchange Commission, under which exemption from registration was claimed.

*Acquisition*

On September 28, 2018, we consummated a reverse acquisition transaction to acquire a privately-held company, Ondas Networks Inc., and changed our name from “Zev Ventures Incorporated” to “Ondas Holdings Inc.” As a result, Ondas Networks Inc. became our wholly-owned subsidiary. We refer to this transaction as the “Acquisition.” In connection with the closing of the Acquisition, we discontinued the prior business of Zev Ventures as a reseller of sporting and concert tickets and our sole business became that of Ondas Networks. The 25,463,732 shares of the Company (the “Company Shares”) issued to the former Ondas stockholders were issued with a restrictive legend that shares had not been registered under the Securities Act of 1933.

The issuance of the Company Shares in conjunction with the Acquisition was exempt from registration pursuant to Section 4(2) of the Securities Act and Rule 506 of Regulation D (“Regulation D”) promulgated under the Securities Act. The Company made this determination based on the representations of the investors which included, in pertinent part, that each such investor was an “accredited investor” within the meaning of Rule 501 of Regulation D and upon such further representations from each investor that (i) such investor is acquiring the securities for its own account for investment and not for the account of any other person and not with a view to or for distribution, assignment or resale in connection with any distribution within the meaning of the Securities Act, (ii) such investor agrees not to sell or otherwise transfer the purchased securities or shares underlying such securities unless they are registered under the Securities Act and any applicable state securities laws, or an exemption or exemptions from such registration are available, (iii) such investor has knowledge and experience in financial and business matters such that such investor is capable of evaluating the merits and risks of an investment in us, (iv) such investor had access to all of the Company’s documents, records, and books pertaining to the investment and was provided the opportunity to ask questions and receive answers regarding the terms and conditions of the Offering and to obtain any additional information which the Company possessed or was able to acquire without unreasonable effort and expense, and (v) such investor has no need for the liquidity in its investment in us and could afford the complete loss of such investment. In addition, there was no general solicitation or advertising for securities issued in reliance upon Regulation D.

#### *Energy Capital Loan Agreement*

On January 29, 2019, the Company drew down the first advance of \$1 million available (the “First Advance”) under the Loan and Security Agreement with Energy Capital entered into on October 1, 2018 (the “Energy Capital Loan Agreement”) by Ondas Holdings and Energy Capital (the “Energy Capital Loan”). The First Advance proceeds will be utilized primarily for operating capital.

On February 11, 2019, the Company drew down an advance of \$650,000 available (the “Second Advance”) under the Energy Capital Loan. The Second Advance proceeds will be utilized primarily for operating capital.

On February 27, 2019, the Company drew down an advance of \$750,000 available (the “Third Advance”) under the Energy Capital Loan. The Third Advance proceeds will be utilized primarily for operating capital.

On March 14, 2019, the Company drew down an advance of \$900,000 available (the “Fourth Advance”) under the Energy Capital Loan. The Fourth Advance proceeds will be utilized primarily for inventory and operating capital.

On March 28, 2019, the Company drew down an advance of \$800,000 available (the “Fifth Advance”) under the Energy Capital Loan. The Fifth Advance proceeds will be utilized primarily for inventory and operating capital.

On April 2, 2019, the Company and Energy Capital entered into a First Amendment to Loan and Security Agreement (the “First Amendment”) to (i) amend the notice provisions of an Advance Request under the Energy Capital Loan Agreement from at least five (5) business days to at least one (1) business day before the Advance Date, (ii) increase the amount of the Advance from up to \$1,000,000 a month to up to \$1,500,000 a month, and (iii) change the definition of the term *Maturity Date* from “the earlier of September 30, 2019 or 10 business days following the date of an Underwritten Public Offering as defined in Section 2.3” to “September 30, 2020.”

On April 11, 2019, the Company drew down an advance of \$600,000 available (the “Sixth Advance”) under the Energy Capital Loan. The Sixth Advance proceeds will be utilized primarily for inventory and operating capital.

On April 24, 2019, the Company drew down an advance of \$900,000 available (the “Seventh Advance”) under the Energy Capital Loan. The Seventh Advance proceeds will be utilized primarily for inventory and operating capital.

On May 13, 2019, the Company drew down an advance of \$500,000 available (the “Eighth Advance”) under the Energy Capital Loan. The Eighth Advance proceeds will be utilized primarily for inventory and operating capital.

On May 28, 2019, the Company drew down an advance of \$750,000 available (the “Ninth Advance”) under the Energy Capital Loan. The Ninth Advance proceeds will be utilized primarily for inventory and operating capital.

On June 11, 2019, the Company drew down an advance of \$750,000 available (the “Tenth Advance”) under the Energy Capital Loan. The Tenth Advance proceeds will be utilized primarily for inventing and operating capital.

The principal amount outstanding under the Energy Capital Loan bears interest at a per annum rate equal to the greater of (a) 11.25% or (b) 11.25% plus the Prime Rate (as published by the Wall Street Journal (National Edition)), less 3.25%. All amounts outstanding under the Energy Capital Loan are secured by a lien on the Company's assets, subject to terms of outstanding debt obligations, and become due and payable on the earlier to occur of September 30, 2020.

The Energy Capital Loan Agreement contains customary events of default and affirmative and negative covenants for transactions of this nature. Upon an event of default, Energy Capital has the right to require the Company to prepay the outstanding principal amount of the Energy Capital Loan plus all accrued and unpaid interest.

The Energy Capital Loan was completed through a private placement and is exempt from registration pursuant to Section 4(2) of the Securities Act of 1933, as amended. In claiming the exemption under Section 4(2), the Company relied in part on the following facts: (1) the offer and sale involved one purchaser (Energy Capital); (2) the purchaser had access to information regarding the Company; (3) the purchaser represented that it (a) had the requisite knowledge and experience in financial and business matters to evaluate the merits and risk of an investment in the Company; (b) was able to bear the economic risk of an investment in the Company; (c) will acquire the Energy Capital Loan for its own account in a transaction not involving any general solicitation or general advertising, and not with a view to the distribution thereof; and (4) a restrictive legend was placed on the instrument evidencing the Energy Capital Loan.

**Item 16. Exhibits and Financial Statement Schedules**

(a) Exhibits.

See the Exhibit Index included immediately prior to the signature page to this registration statement, which is incorporated by reference herein.

(b) Financial Statement Schedules.

No financial statement schedules are provided because the information called for is not required or is shown either in the financial statements or notes.

**Item 17. Undertakings**

The undersigned Registrant hereby undertakes to provide to the underwriters at the closing specified in the underwriting agreement certificates in such denominations and registered in such names as required by the underwriters to permit prompt delivery to each purchaser.

Insofar as indemnification for liabilities arising under the Securities Act may be permitted to directors, officers and controlling persons of the registrant pursuant to the foregoing provisions, or otherwise, the registrant has been advised that in the opinion of the SEC such indemnification is against public policy as expressed in the Securities Act and is, therefore, unenforceable. In the event that a claim for indemnification against such liabilities (other than the payment by the registrant of expenses incurred or paid by a director, officer or controlling person of the registrant in the successful defense of any action, suit or proceeding) is asserted by such director, officer or controlling person in connection with the securities being registered, the registrant will, unless in the opinion of its counsel the matter has been settled by controlling precedent, submit to a court of appropriate jurisdiction the question whether such indemnification by it is against public policy as expressed in the Securities Act and will be governed by the final adjudication of such issue.

The undersigned Registrant hereby undertakes that:

(a) For purposes of determining any liability under the Securities Act, the information omitted from the form of prospectus filed as part of this registration statement in reliance upon Rule 430A and contained in a form of prospectus filed by the registrant pursuant to Rule 424(b)(1) or (4) or 497(h) under the Securities Act shall be deemed to be part of this registration statement as of the time it was declared effective.

(b) For the purpose of determining any liability under the Securities Act, each post-effective amendment that contains a form of prospectus shall be deemed to be a new registration statement relating to the securities offered therein, and the offering of such securities at that time shall be deemed to be the initial bona fide offering thereof.



## EXHIBIT INDEX

<u>Exhibit No.</u>	<u>Name of Document</u>
<a href="#">1.1</a>	<a href="#">Form of Underwriting Agreement **</a>
<a href="#">2.1</a>	<a href="#">Agreement and Plan of Merger and Reorganization, dated as of September 28, 2018, by and among the Registrant, Zev Merger Sub, Inc. and Ondas Networks Inc. (incorporated herein by reference to Exhibit No. 2.1 to the Company's Current Report on Form 8-K filed on October 4, 2018 (File No. 333-205271))</a>
<a href="#">3.1</a>	<a href="#">Amended and Restated Articles of Incorporation of the Registrant, dated September 28, 2018 (incorporated herein by reference to Exhibit 3.1 to the Company's Current Report on Form 8-K filed on October 4, 2018 (File No. 333-205271))</a>
<a href="#">3.2</a>	<a href="#">Amended and Restated Bylaws of the Registrant, dated September 28, 2018 (incorporated herein by reference to Exhibit No. 3.2 to the Company's Current Report on Form 8-K filed on October 4, 2018 (File No. 333-205271))</a>
<a href="#">4.1</a>	<a href="#">Form of Common Stock Certificate (incorporated herein by reference to Exhibit No. 4.1 to the Company's Current Report on Form 8-K filed on October 4, 2018 (File No. 333-205271))</a>
<a href="#">5.1</a>	<a href="#">Opinion of Snell &amp; Wilmer L.L.P.*</a>
<a href="#">10.1</a>	<a href="#">Form of Lock-up Agreement executed by the former stockholders of Ondas Networks, Inc. (incorporated herein by reference to Exhibit 10.1 to the Company's Current Report on Form 8-K filed on October 4, 2018 (File No. 333-205271))</a>
<a href="#">10.2</a>	<a href="#">Common Stock Repurchase Agreement, dated September 28, 2018, between Registrant and Energy Capital (incorporated herein by reference to Exhibit 10.2 to the Company's Current Report on Form 8-K filed on October 4, 2018 (File No. 333-205271))</a>
<a href="#">10.3</a>	<a href="#">Lease Agreement, dated November 11, 2013, between Full Spectrum Inc. and SCP-1, LP (incorporated herein by reference to Exhibit 10.3 to the Company's Current Report on Form 8-K filed on October 4, 2018 (File No. 333-205271))</a>
<a href="#">10.4</a>	<a href="#">Amendment to Lease Agreement, dated October 16, 2017, between Full Spectrum Inc. and SCP-1, LP (incorporated herein by reference to Exhibit 10.4 to the Company's Current Report on Form 8-K filed on October 4, 2018 (File No. 333-205271))</a>
<a href="#">10.5#</a>	<a href="#">Employment Agreement, dated September 28, 2018, between Ondas Holdings Inc. and Eric Brock (incorporated herein by reference to Exhibit 10.5 to the Company's Current Report on Form 8-K filed on October 4, 2018 (File No. 333-205271))</a>
<a href="#">10.6#</a>	<a href="#">Employment Agreement, dated September 28, 2018, between Ondas Holdings Inc. and Stewart Kantor (incorporated herein by reference to Exhibit 10.6 to the Company's Current Report on Form 8-K filed on October 4, 2018 (File No. 333-205271))</a>
<a href="#">10.7#</a>	<a href="#">2018 Equity Incentive Plan (incorporated herein by reference to Exhibit 10.7 to the Company's Current Report on Form 8-K filed on October 4, 2018 (File No. 333-205271))</a>
<a href="#">10.8</a>	<a href="#">Loan and Security Agreement, dated as of March 9, 2018, by and between Full Spectrum Inc. and Stewart Capital Holdings, LP (incorporated herein by reference to Exhibit 10.8 to the Company's Current Report on Form 8-K filed on October 4, 2018 (File No. 333-205271))</a>
<a href="#">10.9</a>	<a href="#">Loan and Security Agreement, dated as of September 28, 2018, by and between Zev Ventures Incorporated and Energy Capital (incorporated herein by reference to Exhibit 10.9 to the Company's Current Report on Form 8-K filed on October 4, 2018 (File No. 333-205271))</a>

Exhibit No.	Name of Document
10.10	<a href="#">Form of Secured Promissory Note issued to Steward Capital Holdings LP by Ondas Networks Inc. dated March 19, 2018 (incorporated herein by reference to Exhibit 10.10 to the Company's Current Report on Form 8-K filed on October 4, 2018 (File No. 333-205271))</a>
10.11	<a href="#">Secured Promissory Note for \$5,000,000 issued to Steward Capital Holdings, LP by Ondas Networks Inc. dated October 9, 2018 (incorporated herein by reference to Exhibit 10.2 to the Company's Current Report on Form 8-K filed on October 15, 2018 (File No. 333-205271))</a>
10.12	<a href="#">Form of Revenue Loan Agreement Convertible Promissory Note issued by Ondas Networks Inc. (formerly Full Spectrum Inc.) (incorporated herein by reference to Exhibit 4.6 to the Company's Quarterly Report on Form 10-Q filed on November 13, 2018 (File No. 333-205271))</a>
10.13	<a href="#">Form of Securities Purchase Agreement of Ondas Networks Inc. (formerly Full Spectrum Inc.) (incorporated herein by reference to Exhibit 4.7 to the Company's Quarterly Report on Form 10-Q filed on November 13, 2018 (File No. 333-205271))</a>
10.14	<a href="#">Form of Loan Amendment (incorporated herein by reference to Exhibit 10.0 to the Company's Current Report on Form 8-K filed on January 7, 2019 (File No. 000-56004))</a>
10.15	<a href="#">Form of Loan Modification Agreement (incorporated herein by reference to Exhibit 10.1 to the Company's Current Report on Form 8-K filed on January 7, 2019 (File No. 000-56004))</a>
10.16	<a href="#">Form of Assignment and Assumption Agreement (incorporated herein by reference to Exhibit 10.2 to the Company's Current Report on Form 8-K filed on January 7, 2019 (File No. 000-56004))</a>
10.17	<a href="#">Form of Note Extension Agreement (incorporated herein by reference to Exhibit 10.3 to the Company's Current Report on Form 8-K filed on January 7, 2019 (File No. 000-56004))</a>
10.18	<a href="#">Form of Promissory Note (incorporated herein by reference to Exhibit 10.4 to the Company's Current Report on Form 8-K filed on January 7, 2019 (File No. 000-56004))</a>
10.19	<a href="#">Form of Loan Agreement (incorporated herein by reference to Exhibit 10.5 to the Company's Current Report on Form 8-K filed on January 7, 2019 (File No. 000-56004))</a>
10.20	<a href="#">Form of Loan Amendment (incorporated herein by reference to Exhibit 10.6 to the Company's Current Report on Form 8-K filed on January 7, 2019 (File No. 000-56004))</a>
10.21	<a href="#">Form of Loan Agreement (incorporated herein by reference to Exhibit 10.7 to the Company's Current Report on Form 8-K filed on January 7, 2019 (File No. 000-56004))</a>
10.22	<a href="#">Form of Loan Amendment (incorporated herein by reference to Exhibit 10.8 to the Company's Current Report on Form 8-K filed on January 7, 2019 (File No. 000-56004))</a>
10.23	<a href="#">Form of Purchasing Order Financing Agreement (incorporated herein by reference to Exhibit 10.9 to the Company's Current Report on Form 8-K filed on January 7, 2019 (File No. 000-56004))</a>
10.24	<a href="#">Form of Promissory Note for Purchase Order Financing Agreement (incorporated herein by reference to Exhibit 10.10 to the Company's Current Report on Form 8-K filed on January 7, 2019 (File No. 000-56004))</a>
10.25	<a href="#">Form of Purchasing Order Financing Agreement (incorporated herein by reference to Exhibit 10.11 to the Company's Current Report on Form 8-K filed on January 7, 2019 (File No. 000-56004))</a>
10.26	<a href="#">Form of Amendment to Purchase Order Financing Agreement (incorporated herein by reference to Exhibit 10.12 to the Company's Current Report on Form 8-K filed on January 7, 2019 (File No. 000-56004))</a>
10.27	<a href="#">Form of Private Placement Note (incorporated herein by reference to Exhibit 10.13 to the Company's Current Report on Form 8-K filed on January 7, 2019 (File No. 000-56004))</a>
10.28	<a href="#">Form of Private Placement Warrant (incorporated herein by reference to Exhibit 10.14 to the Company's Current Report on Form 8-K filed on January 7, 2019 (File No. 000-56004))</a>
10.29	<a href="#">Form of Security Purchase Agreement (incorporated herein by reference to Exhibit 10.15 to the Company's Current Report on Form 8-K filed on January 7, 2019 (File No. 000-56004))</a>

Exhibit No.	Name of Document
10.30	<a href="#">Form of Security Purchase Agreement (incorporated herein by reference to Exhibit 10.16 to the Company's Current Report on Form 8-K filed on January 7, 2019 (File No. 000-56004))</a>
10.31	<a href="#">Form of Convertible Promissory Note (incorporated herein by reference to Exhibit 10.17 to the Company's Current Report on Form 8-K filed on January 7, 2019 (File No. 000-56004))</a>
10.32	<a href="#">Secured Promissory Note for \$1,000,000 issued to Energy Capital by Ondas Holdings Inc. dated January 29, 2019 (incorporated herein by reference to Exhibit 10.2 to the Company's Current Report on Form 8-K filed on January 30, 2019 (File No. 000-56004))</a>
10.33	<a href="#">Secured Promissory Note for \$650,000 issued to Energy Capital by Ondas Holdings Inc. dated February 11, 2019 (incorporated herein by reference to Exhibit 10.2 to the Company's Current Report on Form 8-K filed on February 13, 2019 (File No. 000-56004))</a>
10.34	<a href="#">Secured Promissory Note for \$750,000 issued to Energy Capital by Ondas Holdings Inc. dated February 27, 2019 (incorporated herein by reference to Exhibit 10.2 to the Company's Current Report on Form 8-K filed on March 5, 2019 (File No. 000-56004))</a>
10.35	<a href="#">Secured Promissory Note issued to Energy Capital by Ondas Holdings, Inc. dated March 14, 2019 (incorporated by reference to Exhibit 10.2 to the Company's Current Report on Form 8-K filed on March 20, 2019 (File No. 000-56004))</a>
10.36	<a href="#">Secured Promissory Note issued to Energy Capital, LLC by Ondas Holdings Inc. dated March 28, 2019 (incorporated by reference to Exhibit 10.2 to the Company's Current Report on Form 8-K filed on April 3, 2019 (File No. 000-56004))</a>
10.37	<a href="#">First Amendment to Loan and Security Agreement dated April 2, 2019 by and between Ondas Holdings Inc. and Energy Capital, LLC (incorporated by reference to Exhibit 10.3 to the Company's Current Report on Form 8-K filed on April 3, 2019 (File No. 000-56004))</a>
10.38	<a href="#">Amendment to Secured Promissory Notes dated April 2, 2019 (incorporated by reference to Exhibit 10.4 to the Company's Current Report on Form 8-K filed on April 3, 2019 (File No. 000-56004))</a>
10.39	<a href="#">Form of Amendment (incorporated by reference to Exhibit 10.0 to the Company's Current Report on Form 8-K filed on April 4, 2019 (File No. 000-56004))</a>
10.40	<a href="#">Secured Promissory Note issued to Energy Capital, LLC by Ondas Holdings Inc. dated April 11, 2019 (incorporated herein by reference to Exhibit 10.2 to the Company's Current Report on Form 8-K filed on April 16, 2019 (File No. 000-56004))</a>
10.41	<a href="#">Secured Promissory Note issued to Energy Capital, LLC by Ondas Holdings Inc. dated April 24, 2019 (incorporated herein by reference to Exhibit 10.2 to the Company's Current Report on Form 8-K filed on April 30, 2019 (File No. 000-56004))</a>
10.42	<a href="#">Form of Loan Extension Agreement (incorporated herein by reference to Exhibit 10.3 to the Company's Current Report on Form 8-K filed on May 1, 2019 (File No. 000-56004))</a>
10.43	<a href="#">Secured Promissory Note issued to Energy Capital, LLC by Ondas Holdings Inc. dated May 13, 2019 (incorporated herein by reference to Exhibit 10.2 to the Company's Current Report on Form 8-K filed on May 14, 2019 (File No. 000-56004))</a>
10.44	<a href="#">Secured Promissory Note issued to Energy Capital, LLC by Ondas Holdings Inc. dated May 28, 2019 (incorporated herein by reference to Exhibit 10.2 to the Company's Current Report on Form 8-K filed on May 30, 2019) (File No. 000-56004))</a>
10.45	<a href="#">Secured Promissory Note issued to Energy Capital, LLC by Ondas Holdings Inc. dated June 11, 2019 (incorporated herein by reference to Exhibit 10.2 to the Company's Current Report on Form 8-K filed on June 17, 2019) (File No. 000-56004))</a>
10.46	<a href="#">First Amendment to Loan and Security Agreement, dated as of June 18, 2019, by and between Ondas Networks Inc. and Steward Capital Holdings, LP (incorporated herein by reference to Exhibit 10.4 to the Company's Current Report on Form 8-K filed on June 18, 2019 (File No. 000-56004)).</a>
10.47	<a href="#">Amendment to Secured Promissory Notes dated June 18, 2019 (incorporated herein by reference to Exhibit 10.5 to the Company's Current Report on Form 8-K filed on June 18, 2019 (File No. 000-56004)).</a>
14.00	<a href="#">2018 Code of Business Conduct and Ethics (incorporated herein by reference to Exhibit 14.00 to the Company's Current Report on Form 8-K filed on October 4, 2018 (File No. 333-205271))</a>
21.00	<a href="#">Subsidiaries of the Registrant**</a>
23.1	<a href="#">Consent of Rosenberg Rich Baker Berman, P.A.*</a>
23.2	<a href="#">Consent of Snell &amp; Wilmer L.L.P. (included with Exhibit 5.1)*</a>

Exhibit No.	Name of Document
101.INS	XBRL Instance Document**
101.SCH	XBRL Taxonomy Extension Schema Document**
101.CAL	XBRL Taxonomy Extension Calculation Linkbase Document**
101.DEF	XBRL Taxonomy Extension Definition Linkbase Document**
101.LAB	XBRL Taxonomy Extension Label Linkbase Document**
101.PRE	XBRL Taxonomy Extension Presentation Linkbase Document**

\* Filed herewith.

\*\* Filed Previously.

# Management contract or compensatory plan or arrangement.

## SIGNATURES

Pursuant to the requirements of the Securities Act of 1933, as amended, the Registrant has duly caused this Registration Statement on Form S-1 to be signed on its behalf by the undersigned, thereunto duly authorized, in the City of Sunnyvale, California, on the 18<sup>th</sup> day of June, 2019.

### ONDAS HOLDINGS INC.

By: /s/ Eric A. Brock  
Eric A. Brock  
Chairman and Chief Executive Officer

Pursuant to the requirements of the Securities Act of 1933, as amended, this Registration Statement on Form S-1 has been signed by the following persons in the capacities and on the dates indicated.

<u>Signature</u>	<u>Title</u>	<u>Date</u>
<u>/s/ Eric A. Brock</u> Eric A. Brock	Chairman, Chief Executive Officer and Director (principal executive officer)	June 18, 2019
<u>/s/ Stewart Kantor</u> Stewart Kantor	President, Chief Financial Officer, Treasurer, Secretary and Director (principal financial officer and principal accounting officer)	June 18, 2019
* <u>Richard H. Silverman</u>	Director	June 18, 2019
* <u>Richard M. Cohen</u>	Director	June 18, 2019
* <u>Derek R. Reisfield</u>	Director	June 18, 2019
* <u>/s/ Eric A. Brock</u> Eric A. Brock		

Snell & Wilmer L.L.P.

3883 Howard Hughes Parkway, Suite 1100  
Las Vegas, NV 89169  
TELEPHONE: (702) 784-5200  
FACSIMILE: (702) 784-5252

June 18, 2019

Ondas Holdings, Inc.  
165 Gibraltar Court  
Sunnyvale, California, 94089

**Re: Registration Statement on Form S-1**

Ladies and Gentlemen:

We have acted as Nevada counsel to Ondas Holdings, Inc., a Nevada corporation (the "Company"), in connection with the preparation and filing with the Securities and Exchange Commission (the "Commission") of a Registration Statement on Form S-1, Registration No. 333-230855 (such registration statement, as amended, and including any registration statement related thereto and filed pursuant to Rule 462(b) under the Act (a "Rule 462(b) registration statement") is herein referred to as the "Registration Statement"), pursuant to which the Company is registering under the Securities Act of 1933, as amended (the "Act"), up to an aggregate offering price of \$55,000,000 of shares of the Company's Common Stock, par value \$0.0001 per share, of the Company (the "Common Stock"). The Common Stock is to be sold pursuant to an underwriting agreement (the "Underwriting Agreement") to be entered into by and among the Company and BTIG, LLC, as representative of the several underwriters named in Schedule I thereto (the "Underwriters"), the form of which agreement is filed as an exhibit to the Registration Statement. All of the Common Stock is being registered for sale to the Underwriters by the Company. This opinion is being rendered in connection with the filing of the Registration Statement. All capitalized terms used herein and not otherwise defined shall have the respective meanings given to them in the Registration Statement.

In connection with this opinion, we have examined originals or copies, certified or otherwise identified to our satisfaction, of: (i) the Registration Statement as filed with the Commission on April 12, 2019 under the Act; (ii) Amendment No. 1 to the Registration Statement as filed with the Commission on May 29, 2019 under the Act; (iii) Amendment No. 2 to the Registration Statement as filed with the Commission on June 6, 2019; (iv) Amendment No. 3 to the Registration Statement as filed with the Commission on June 18, 2019; (v) the form of Underwriting Agreement; (vi) the Articles of Incorporation of the Company, as amended, as currently in effect; (vii) the By-Laws of the Company, as amended, as currently in effect; and (viii) certain resolutions and minutes of meetings of the Board of Directors of the Company relating to (A) the issuance and sale of the Common Stock, (B) the specimen Common Stock certificate, and (C) other related matters. We have also examined originals or copies, certified or otherwise identified to our satisfaction, of such records of the Company and such agreements, certificates of public officials, certificates of officers or other representatives of the Company and others, and such other documents, certificates and records as we have deemed necessary or appropriate as a basis for the opinion set forth herein.

In our examination, we have assumed the legal capacity of all natural persons, the genuineness of all signatures, the authenticity of all documents submitted to us as originals, the conformity to original documents of all documents submitted to us as facsimile, electronic, certified, conformed or photostatic copies, and the authenticity of the originals of such copies. In making our examination of executed documents, we have assumed that the parties thereto, other than the Company, had the power, corporate or other, to enter into and perform all obligations thereunder and have also assumed the due authorization by all requisite action, corporate or other, and the execution and delivery by such parties of such documents and the validity and binding effect thereof on such parties. As to any facts material to the opinion expressed herein which we have not independently established or verified, we have relied upon statements and representations of officers and other representatives of the Company and others.

---

Ondas Holdings, Inc.

June 18, 2019

Page 2

Based upon the foregoing and subject to the limitations set forth below, we are of the opinion that, when the Registration Statement becomes effective under the Act and the Underwriting Agreement has been duly executed and delivered, the Common Stock, when issued by the Company and delivered by the Company against payment therefor as contemplated by the Underwriting Agreement, will be duly and validly issued, fully paid and non-assessable.

We render this opinion only with respect to the general corporate law of the State of Nevada as set forth in Chapter 78 of the Nevada Revised Statutes. We neither express nor imply any obligation with respect to any other laws or the laws of any other jurisdiction or of the United States. For purposes of this opinion, we assume that the Shares will be issued in compliance with all applicable state securities or blue sky laws.

We assume no obligation to update or supplement this opinion if any applicable laws change after date of this opinion or if we become aware after the date of this opinion of any facts, whether existing before or arising after the date hereof, that might change the opinions expressly so stated. Without limiting the generality of the foregoing, we neither express nor imply any opinion regarding the contents of the Registration Statement, other than as expressly stated herein with respect to the Shares.

We are opining only as to matters expressly set forth herein, and no opinion should be inferred as to any other matters. This opinion is rendered as of the date hereof and is based upon currently existing statutes, rules, regulations and judicial decisions. We disclaim any obligation to advise you of any change in any of these sources of law or subsequent legal or factual developments that affect any matters or opinions set forth herein.

We understand that you wish to file this opinion as an exhibit to the Registration Statement, and we hereby consent thereto. We hereby further consent to the reference to us under the caption "Legal Matters" in the prospectus included in the Registration Statement and in any Rule 462(b) registration statement. In giving such consent, we do not hereby admit that we are in the category of persons whose consent is required under Section 7 of the Act or the rules and regulations of the Commission.

Very truly yours,

/s/ Snell & Wilmer L.L.P.

---

CONSENT OF INDEPENDENT REGISTERED PUBLIC ACCOUNTING FIRM

We consent to the use in this Registration statement on Form S-1/A of our report dated March 19, 2019 relating to the consolidated financial statements of Ondas Holdings Inc. as of and for the years ended December 31, 2018 and 2017 (which includes an explanatory paragraph related to the Company's ability to continue as a going concern) appearing in the Prospectus, which is part of this Registration Statement.

We also consent to the reference to us under the heading "Experts" in such Prospectus.

/s/ Rosenberg Rich Baker Berman, P.A.

Somerset, New Jersey

June 18, 2019