

UNITED STATES
SECURITIES AND EXCHANGE COMMISSION
Washington, D.C. 20549

FORM 8-K

CURRENT REPORT
Pursuant to Section 13 OR 15(d) of The Securities Exchange Act of 1934

Date of Report (Date of earliest event reported) **February 11, 2026**

Ondas Inc.

(Exact name of registrant as specified in its charter)

Nevada

(State or other jurisdiction
of incorporation)

001-39761

(Commission File Number)

47-2615102

(IRS Employer
Identification No.)

222 Lakeview Avenue, Suite 800, West Palm Beach, Florida 33401

(Address of principal executive offices) (Zip Code)

Registrant's telephone number, including area code **(888) 350-9994**

N/A

(Former name or former address, if changed since last report.)

Check the appropriate box below if the Form 8-K filing is intended to simultaneously satisfy the filing obligation of the registrant under any of the following provisions:

- ☐ Written communications pursuant to Rule 425 under the Securities Act (17 CFR 230.425)
- ☐ Soliciting material pursuant to Rule 14a-12 under the Exchange Act (17 CFR 240.14a-12)
- ☐ Pre-commencement communications pursuant to Rule 14d-2(b) under the Exchange Act (17 CFR 240.14d-2(b))
- ☐ Pre-commencement communications pursuant to Rule 13e-4(c) under the Exchange Act (17 CFR 240.13e-4(c))

Securities registered pursuant to Section 12(b) of the Act:

Title of each class	Trading Symbol	Name of each exchange on which registered
Common Stock par value \$0.0001	ONDS	The Nasdaq Stock Market LLC

Indicate by check mark whether the registrant is an emerging growth company as defined in Rule 405 of the Securities Act of 1933 (§230.405 of this chapter) or Rule 12b-2 of the Securities Exchange Act of 1934 (§240.12b-2 of this chapter).

Emerging growth company ☐

If an emerging growth company, indicate by checkmark if the registrant has elected not to use the extended transition period for complying with any new or revised financial accounting standards provided pursuant to Section 13(a) of the Exchange Act. ☐

Item 7.01. Regulation FD Disclosure.

On February 11, 2026, Ondas Inc. (the “Company”) released an updated investor presentation. The Company expects to use this updated presentation, either in whole or in part, in connection with presentations to investors, analysts and others. A copy of the presentation is furnished as Exhibit 99.1 to this Current Report on Form 8-K.

The information furnished pursuant to Item 7.01, including Exhibit 99.1, shall not be deemed “filed” for the purposes of Section 18 of the Securities and Exchange Act of 1934, as amended (the “Exchange Act”), or otherwise subject to the liabilities under that Section and shall not be deemed to be incorporated by reference into any filings of the Company under the Securities Act of 1933, as amended, or the Exchange Act, except as shall be expressly set forth by specific reference in such filing.

Item 9.01. Financial Statements and Exhibits.

(d) Exhibits

Exhibit No.	Description
99.1	Presentation, dated February 11, 2026.
104	Cover Page Interactive Data File (embedded within the Inline XBRL document)

SIGNATURES

Pursuant to the requirements of the Securities Exchange Act of 1934, the registrant has duly caused this report to be signed on its behalf by the undersigned hereunto duly authorized.

Date: February 11, 2026

ONDAS INC.

By: /s/ Eric A. Brock
Eric A. Brock
Chief Executive Officer



INTEGRATED AUTONOMY

DEFENSE. SECURITY. INTELLIGENCE.



NASDAQ: ONDS | February 2026

Copyright 2026. All rights reserved.

Disclaimers

This presentation may contain "forward-looking statements" as that term is defined under the Private Securities Litigation Reform Act of 1995 (PSLRA), which statements may be identified by words such as "expects," "projects," "will," "may," "anticipates," "believes," "should," "intends," "estimates," and other words of similar meaning. Ondas Inc. ("Ondas" or the "Company") cautions readers that forward-looking statements are predictions based on its current expectations about future events. These forward-looking statements are not guarantees of future performance and are subject to risks, uncertainties and assumptions that are difficult to predict. The Company's actual results, performance, or achievements could differ materially from those expressed or implied by the forward-looking statements as a result of a number of factors, including, the risks discussed under the heading "Risk Factors" in the Company's most recent Annual Report on Form 10-K filed with the U.S. Securities and Exchange Commission ("SEC"), in the Company's Quarterly Reports on Form 10-Q filed with the SEC, and in the Company's other filings with the SEC. The Company undertakes no obligation to publicly update or revise any forward-looking statements, whether as a result of new information, future events or otherwise that occur after that date, except as required by law.

This presentation also contains estimates and other information concerning our industry that are based on industry publications, surveys and forecasts. This information involves a number of assumptions and limitations, and we have not independently verified the accuracy or completeness of the information.

Information in this is not an offer to sell securities or the solicitation of an offer to buy securities, nor shall there be any sale of securities in any jurisdiction in which such offer, solicitation or sale would be unlawful prior to registration or qualification under the securities laws of such jurisdiction.

Non-GAAP Financial Measures

We believe that earnings before interest, taxes, depreciation and amortization ("EBITDA") and EBITDA margin, the non-GAAP financial measures contained in this presentation, facilitate analysis of our ongoing business operations because it excludes items that may not be reflective of, or are unrelated to, the Company's core operating performance, and may assist investors with comparisons to prior periods and assessing trends in our underlying businesses. Other companies may calculate these non-GAAP financial measures differently, and therefore our measures may not be comparable to similarly titled measures used by other companies. EBITDA and EBITDA margin should only be used as supplemental measures of our operating performance.

We believe that EBITDA and EBITDA margin improve comparability from period to period by removing the impact of our capital structure (interest and financing expenses), asset base (depreciation and amortization), tax impacts and other adjustments, which management has determined are not reflective of core operating activities and thereby assist investors with assessing trends in our underlying businesses. Management uses EBITDA and EBITDA margin in making financial, operating and planning decisions and evaluating the Company's ongoing performance.

With respect to our financial target for 2030 EBITDA margin a reconciliation of this non-GAAP measure to the corresponding GAAP measure is not available without unreasonable effort due to the variability and complexity of the reconciling items described above that we exclude from this non-GAAP target measure. The variability of these items may have a significant impact on our future GAAP financial results and, as a result, we are unable to prepare the forward-looking statement of income prepared in accordance with GAAP, that would be required to produce such a reconciliation.

Leadership Team



Eric Brock

Founder, Chairman & CEO

Entrepreneur and investor with 30+ years experience. Driving the vision and strategic direction for our global growth program



Neil Laird

CFO & Treasurer

Senior finance leader with 25+ years in technology / public-company operations. Leading our financial operations



Patrick Huston

COO, General Counsel & Secretary


National security leader with 35+ years in military operations, technology and law. Former U.S. Army Brigadier General. Leading operational execution and compliance across Ondas



Oshri Lugassy

CO-CEO, OAS

Defense-tech executive with deep business development and operational experience. Driving our integrated autonomy roadmap and customer delivery



Our Vision

Building the next-generation of integrated Defense and Security autonomy

Delivering autonomous, unmanned and connected systems that power mission-critical operations worldwide

Building the infrastructure of resilience and intelligence that governments and industries trust to protect and perform

Targeting dual-use markets across defense, homeland security, public safety and critical infrastructure



Delivering Next Generation Critical Defense & Security Solutions

Combat Proven Platforms

Defense & Security Infrastructure

Large, Fast Growing End Markets

Scalable Operating Platform

Strategic Growth Program

Listed

Nasdaq: ONDS

Employees

501⁽¹⁾

Offices

West Palm Beach, FL

Baltimore, MD

Petah Tikva, Israel

Dubai, UAE

Sunnyvale, CA

Tallin, Estonia

New York, NY

ONDAS
CAPITAL

Investment program to deploy \$150 million to transition battle-tested unmanned and dual-use technologies from Ukraine into trusted U.S. and European delivery models

Strategic investment platform to leverage and expand Ondas' ecosystem



ONDAS
AUTONOMOUS SYSTEMS

Strategic investment platform to leverage and expand Ondas' ecosystem

 AMERICAN
ROBOTICS

 AIROBOTICS

 IRON
DRONE

 sentrycs

 Roboteam

 APEIRO MOTION

 SMART
DEMING

 INSIGHT
INTELLIGENT SYSTEMS LTD

Global leader in hyper-growth commercial drone market



(1) As of 2/8/2026

Recent Highlights

Strategy validated in 2025, poised for acceleration in 2026

Rapid Growth Profile

- Delivered record Q3 revenue of \$10.1M, up 6x YoY
- Pre-announced Q4 revenue of \$27M-\$29M up 6x YoY, Backlog increased to \$65.3M (up from \$10.0M in Jan. 2025)
- **Raised FY26 revenue target to \$170-\$180m**

Enhanced Capital Strength

- Raised ~\$1.8B in net proceeds since June 2025, providing significant balance sheet strength and supporting execution of multi-year strategic growth plans

Operational Execution & Scaling

- Expanding delivery of major customer programs across defense, homeland/border security, airports, and critical infrastructure
- Scaling global operating platform—production, field services, sustainment, and international localization

Strategic Growth & Market Positioning

- Accelerating “Systems of Systems” evolution across air, ground, CUAS, sensors, and cyber
- Ondas Capital launched to build a Technology Bridge linking Ukraine, the U.S., and European allied nations

Cycle Launched: **It's Unmanned & Autonomous**

Autonomous Weaponry & Unmanned Systems Usher in the Age of Asymmetric Warfare

Inexpensive attritable autonomous systems represent an existential threat to the western defense apparatus

Ondas is Moving Fast to Capitalizing on a Once-in-a-Generation Spending Shift

S-Curve adoption cycle kicks off, as defense budgets rise with an increasing focus on autonomy

Building a Scalable Operating Platform

Autonomous air and ground systems for defense, homeland security, critical infrastructure and public safety display rapid growth on the Ondas system of systems platform

Multi-Domain Leadership with Integrated Autonomy

Category-leading C-UAS, UAS, and UGV platforms are unified under a single command, control, and data architecture—enabling coordinated air-ground missions and higher-value, multi-layered solutions

Explosive Growth with Visibility

FY2025 revenue grew by 576% year-over-year, backlog expanded to ~\$65M, and 2026 revenue is projected at **\$170–180M**, supported by active national programs, multi-year contracts, and accelerating global demand

Capitalized to Consolidate, Scale and Win

With ~\$1.5B⁽¹⁾ of cash and access to low-cost capital, Ondas has a structural advantage in a capital-constrained sector—enabling faster scaling, customer confidence, and disciplined M&A to accelerate leadership

Clear Path to Profitability and Scale Economics

Shared infrastructure and scaled manufacturing, create operating leverage. Target ~50% gross margins, positive EBITDA at the product-company layer in 2026, and a roadmap to a highly profitable global defense leader

(1) As of December 31, 2025, as adjusted for the Company's recent offering of approximately \$1.0 billion

Transformation **Launched in 2025**

Advanced our Core + Strategic growth plan

- Evolved OAS into multi-domain autonomy platform
- Delivered record revenue growth exceeding targets and business development objectives
- Invested ahead of long-term growth to build operating leverage
- Launched and executed accretive investment and acquisition program
- Strengthened competitive position via balance sheet strength



AMERICAN ROBOTICS AIRBÖTICS IRON DRONE sentrycs Roboteam APEIRO MOTION M SMART BUSINESS

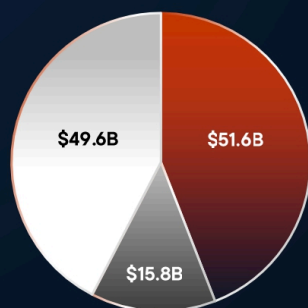


Delivered on our **Core + Strategic Growth Plan**

~\$117B Global TAM & ~\$7.5B SAM

C-UAS, UAS, UGV Potential According to a research made by Frost & Sullivan for 2025-2030 and company estimations

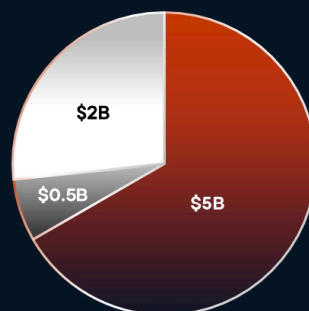
TAM ~\$117B



C-UAS UGV UAS/UAV

FROST & SULLIVAN

SAM ~\$7.5B



C-UAS UGV UAS/UAV

Company Estimates

TAM is based on Frost & Sullivan forecasts for C-UAS, UAS, and UGV markets. C-UAS values are adjusted +35% from 2026 onward to reflect accelerated threat-driven demand in the U.S. and Europe. UAS includes only core military Groups 1-3. UGV values are extended using a ~6.3% CAGR. FY2030 figures are estimated. All values represent global procurement revenue.

Policy Response **Creates Further Tailwinds**

Regulation & Federal Spending Catalyze Autonomous Drone Adoption

- **Budgetary Commitment** – >\$4B in OBBBA funding explicitly targets drone dominance and C-UAS as a national security priority.
- **Operational Coordination** – JIATF-401 aligns DoD, DHS, DOJ, FAA, and SLTT stakeholders under a unified counter-UAS framework.
- **Domestic Deployment Pull-Through** – \$500 million DHS funding for C-UAS installations ahead of FIFA World Cup will spur infrastructure cycle
- **Regulatory Enablement** – FAA BVLOS rules unlock scaled commercial autonomy across logistics, inspection, and public safety.
- **Industrial Policy Tailwinds** – Buy American and NDAA compliance shift procurement toward domestic drone and subsystem suppliers.

**10+ year investment cycle launched;
E.U. seeing similar urgency and policy tailwinds**



UNLEASHING AMERICAN DRONE DOMINANCE

DELIVERED BY PRESIDENT TRUMP AND SECRETARY DUFFY



Scalable Operating Platform

Building a unified, high-growth operating engine

Infrastructure for Operating Scale

- Integrate OAS Core, acquisitions, leadership, and talent into a unified operating platform
- Align global go-to-market execution across sales teams, partners, and customers
- Centralize manufacturing, supply chain, and distribution to support scalable production
- Invest in leadership, systems, and ecosystem partnerships to enable rapid integration and execution

Strategic & Financial Outcomes

- Increased operating leverage as multiple platforms scale on shared infrastructure
- Faster commercialization and monetization of acquired capabilities
- Improved unit economics and lower field support costs as installed base expands



High Quality **Customer Base**

Strong customer base with a presence in the U.S. and Israel, while **operating across 30 countries**.

Showcases exceptional resilience, world-class product quality, and a commitment for outstanding service.



U.S.M.C.



U.S.A.F.



IDF



P.M.O.



Columbia



ARMY



UK



Indonesia



Italy



MADE IN THE USA

Military Standards (Maryland)

DTRA



Canada



IL Police



Singapore



France



Thailand



Italy

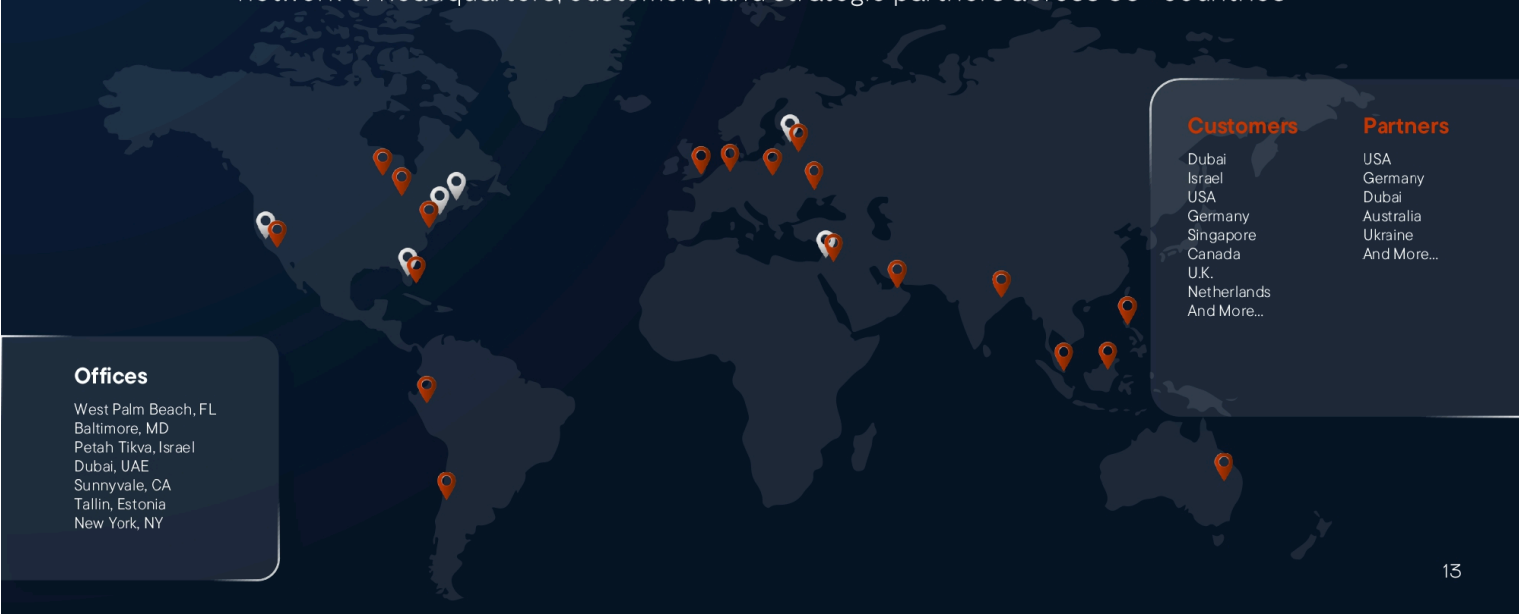


Norway



Established **Global Footprint**

Serving Tier-1 Defense, Public Safety, and Security agencies worldwide through a growing network of headquarters, customers, and strategic partners across 30+ countries





3 Core Areas of Focus Today

Counter UAS

Layered tools and infrastructure to detect, identify and mitigate threats from hostile drones

Air and Land ISR

Automated ISR and DFR platform, One Way Attack (OWA) system, land intelligence and demining systems

UGV/Ground Robots


"Bots before boots": UGVs, Quadrupeds, Remote Weapons Systems

Counter **UAS**

\$52 billion global opportunity – 2026 is year 1 in a multi-year infrastructure buildout

**IRON
DRONE** 
sentrycs

TAM is based on Frost & Sullivan forecasts for C-UAS, UAS, and UGV markets. C-UAS values are adjusted +35% from 2026 onward to reflect accelerated threat-driven demand in the U.S. and Europe. UAS includes only core military Groups 1-3. UGV values are extended using a ~6.3% CAGR. FY2030 figures are estimated. All values represent global procurement revenue.



Counter **UAS**

Major infrastructure buildout globally

DETECT. IDENTIFY. **MITIGATE.**

- Integrated detect-to-defeat architecture covering detection, identification, decision, interception, and recovery
- Soft-kill + hard-kill combination, addressing both RF-controlled and autonomous drones
- Non-kinetic, low-collateral interception, enabling operations in sensitive and populated environments
- Autonomous interceptors with reusable payloads, reducing cost per engagement
- Unified command-and-control layer, coordinating sensors, effectors, and decision logic in real time

Counter UAS Market Opportunity

C-UAS market is poised for a significant, multi-year growth boom

Global C-UAS Market Size (USD Million)



Source: Grand View Research Anti-Drone Market Analysis and Segment Forecasts – July 2025.

Key C-UAS Market Data Points

- Rapidly growing global demand for C-UAS technology \$10.5 B market by 2030
- Deep global opportunity set
 - Defense and HLS budgets targeting C-UAS
 - Regulations being advanced to support widespread deployment
 - Key agencies standardizing training on ONDS platforms
- Key activities being pursued by Ondas and Sentrycs
 - Various U.S. DoW programs
 - US DHS and FEMA focus on SLTT programs
 - NATO Armed Forces and E.U. HLS agencies
 - G2G supported activities and many others
- Ondas and Sentrycs will be well positioned across multiple geographies to support layered C-UAS requirements

Air and Land ISR

Unmanned platforms for automated ISR, strike and land intelligence



OPTIMUS SYSTEM

An end-to-end, fully automated unmanned aerial system designed to enable on-demand, 24/7 aerial operations in complex and contested environments

RIFT WASP

a combat-ready, cost-effective attritable UAS designed to deliver precision effects at scale in frontline environments

4M SMART DEMINING

Demining through aerial land intelligence, field experience, and precision technologies



Unmanned Ground Vehicles (UGV) Bots Before Boots

\$16 billion market⁽¹⁾ – includes ground autonomy, combat support, ISR and force protection

- Portfolio of built-for-purpose, battle proven small to medium sized UGVs
- Demand surging as UGVs extend force protection capabilities
- Proven deployment experience in complex urban and subterranean environments
- Integrated aerial + ground autonomy delivering faster ISR-to-action loops
- Recurring revenue potential through sustainment, upgrades, and software

(1) TAM is based on Frost & Sullivan forecasts for C-UAS, UAS, and UGV markets. UGV values are extended using a ~6.3% CAGR. FY2030 figures are estimated. All values represent global procurement revenue.

Acquisition Strategy

Consolidating a fragmented market

- We deliver scale to both the supply and demand side
- Massive TAMs in the \$10s of billions
- Growth cycle has launched (S-curve)
 - Military demand driving early adoption
 - Technology maturity underestimated
 - Regulatory progress; government policy supportive
- Single product target company valuations are depressed
- Ondas can accelerate growth profile of targets through platform support and growth capital

We Seek:

- Companies in our core domains and target markets
- Market leaders and high-growth scalars with excellent management
- Can provide customer validated financial scale and operating synergies
- Critical customer, partner and government relationships, and fast-track access to major programs

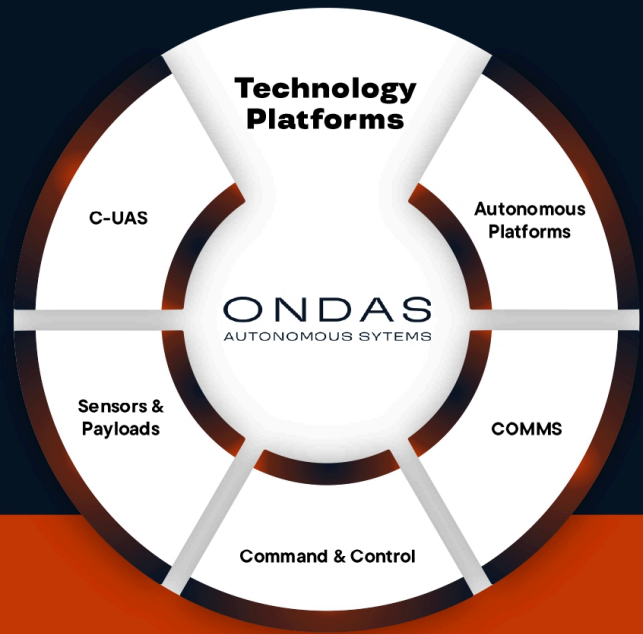
We Stay Away From:

- Low TRL science projects without customer validation
- Technology or services without deployed customers or program participation
- Sustained operating losses without a credible, near-term path to profitability and operating leverage

Strategic Growth Program

Value creation through faster growth, operating scale and an accelerated path to profitability

- Unified “Systems of Systems” architecture fusing ISR, counter-UAS, robotics, and sensing into scalable, autonomous defense solutions
- Delivers mission advantage through interoperable, resilient systems that accelerate decision-making and operational agility
- Expands global markets and cements OAS as a next-generation defense leader built on autonomy, integration, and performance
- Drives accelerated growth through strategic acquisitions and advanced technologies that extend reach, amplify synergies, and boost profitability



Accelerate evolution to Systems of Systems provider leveraging autonomy at the core

Target Categories

Category	Capability Focus	Key Technologies & Missions
Autonomous Platforms	Multi-Domain Robotics Mission Profiles	UAV (Aerial), UGV (Ground), UMV (Maritime), And UUUV (Underwater) Across All Sizes And Scales ISR, Combat Support, Logistics, Critical Infrastructure Protection
C-UAS	Soft Kill Hard Kill Integrated Defense	EW Jamming, GPS Spoofing, Cyber Protocol Manipulation, Signal Countermeasures Kinetic Interception, Physical Netting, Directed Energy (Lasers/HPM) Comprehensive Effector-based Neutralization Systems
Payloads	Effectors & Delivery Loitering Munitions Intelligence	Kinetic (Missiles), Directed Energy, Electronic/Cyber (RF/Code-based) Specialized Kinetic Systems For High-precision Hard Kill Missions AI/ML-driven Pattern-of-life Analytics (Meaningful Deviation), High-fidelity Data Processing
Comms	Secure Links Signal Security Resilience	Proprietary Mesh/MANET And Radio-Independent Links (Fiber-optic/Laser) Anti-Jamming, Low Probability of Intercept (LPI), LP of Detection (LPD) Maintaining C2 Integrity in Highly Contested/Denied Environments
C2	Autonomy Edge-AI Processing	AI/ML-driven Swarm Technology, Autonomous Navigation Software, multi-platform orchestration, automated target recognition, dynamic path planning Onboard processing to reduce latency
Sensors	Advanced Imaging Mapping & Detection Seekers & PNT Low-SWaP	Military-grade EO/IR, Hyperspectral, And High-Res Radar (SAR/MTI) Lidar and Chemical/Biological/Radiological Detection Day/Night Track-Against-Threat Seekers And GPS-Denied PNT Solutions Portable, Low Size, Weight, and Power Sensors for Edge ISR

2025 – Executed Acquisitions

Strengthens systems of systems capabilities

 sentrycs	Added a best-in-class cyber-over-RF counter-UAS capability, enabling non-kinetic detection, identification, and takeover of hostile drones	Materially strengthened Ondas' CUAS offering and positioned OAS as a provider of layered, integrated airspace security solutions for borders, critical infrastructure, and sensitive sites
Roboteam	Expanded OAS into tactical ground robotics, adding combat-proven UGV platforms and the ROBOX integrated C2, ground and aerial robotics platform	Enables coordinated air-ground autonomous operations across EOD, force protection, logistics, and maneuver missions with ruggedized platforms
 APEIRO MOTION	Secured advanced mobility, autonomy, and maneuver UGV technologies critical for operating in complex, contested environments	Adds a new class of low-cost, lightweight, purpose-built ground robots, complementing existing UGV platforms and enabling scalable, mission-tailored ground operations
 SMART DEMINING	Added land intelligence and demining capabilities, including data-driven terrain analysis, threat detection, and mitigation planning	Expands OAS' ability to support humanitarian demining, border security, and post-conflict stabilization through analytics-driven decision support and risk reduction

Benefits for Targets

- Expanded market access
- Scaled operational platform
- Supply chain leverage
- Engineering resources
- Access to growth capital

Transformed OAS from single-domain aerial platforms into a multi-domain system-of-systems spanning air, ground, cyber-RF, and land intelligence

Ondas Capital

A strategic growth platform

Ondas Capital is a multi-year initiative to deploy \$150 million to accelerate the transition of battle-tested unmanned and dual-use technologies from Ukraine and allied nations into trusted U.S. and European production

Mission

Scale proven unmanned, AI, and dual-use technologies at Technology Readiness Level 7 (TRL 7) or higher, enabling rapid production and deployment across the U.S. and Europe faster, cheaper, and at scale

Targeted Outcomes

Ondas Capital aims to create and scale new businesses that expand Ondas' total addressable markets, leveraging the Company's global operating platform to accelerate commercialization of defense and security platforms. By integrating investment, production, and market access capabilities, Ondas Capital seeks to generate strong financial returns while strengthening the allied industrial ecosystem and advancing Ondas' leadership across defense, security, and dual-use innovation

Global Footprint

Anchored in the U.S. with forward offices in key allied innovation and financial corridors, Boston, New York, Kyiv, Tallinn, London, and Frankfurt, Ondas Capital links technology origination, investment deployment, and production integration operationalizing defense and security systems across three continents.

This transatlantic network positions Ondas Capital at the center of the allied industrial ecosystem supporting Ukraine's defense and technology innovation.

ONDAS
C A P I T A L

Expanding Ecosystem

Ecosystem supports localized technical integration, distribution and sustainment in critical markets



Ramping Up **Manufacturing**

Scaling production capacity and delivering fully NDAA-compliant,
Made-in America drone systems

Coming soon...



HEIDELBERG



OPTIMUS | IRON DRONE
AMERICAN ROBOTICS



WASP
AMERICAN ROBOTICS



FIBER OPTIC SPOOLS
AMERICAN ROBOTICS



MTGR | UGVs
ROBOTTEAM



OPTIMUS | IRON DRONE
AIROBOTICS



SENTRYCS

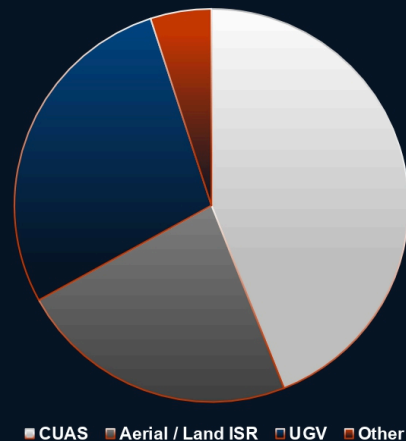
Revenue Outlook

Capital to support operational scale and drive platform adoption

Revenue Guidance: \$170 – 180 million for 2026⁽¹⁾

- Represents 260% growth relative to expected 2025 revenue
 - Management estimates ~75% pro forma organic growth⁽¹⁾ assuming a full 12 months of revenue from acquired companies in 2025
- Expect defense and HLS customers to drive order and revenue growth outlook for next 12 – 18 months
- Bookings expected to reach at least \$300 million
- Outlook for 2026 reflects conservative assumptions given:
 - Target markets entering significant growth curves
 - Large new multi-year programs being pursued
 - Partner and G2G marketing programs likely to deliver
- Expect material revenue upside through accretive strategic acquisition program

2026 Revenue Mix



■ CUAS ■ Aerial / Land ISR ■ UGV ■ Other

⁽¹⁾ Management estimates

Financial Model

Drive improving unit economics, drive operating leverage with growth and scale

Target gross margins = 50%

- Seek to drive gross margins higher over time with scale/ mix maturity
- Volume and DFM to support pricing/ margin objectives

Focus on maximizing operating capital efficiently

- Engage capable partners to open markets, capture programs
- Contract manufacturing support accelerated production efficiency

Production / Supply Chain Scalability


- Production plans support revenue targets for 2026
- Manufacturing plans include:
 - Tamus F.T.K
 - Flextronics
 - Detroit Manufacturing Systems
 - Kitron
 - Internal OAS facilities (US and Israel)
- Plan to add supply chain partners during 2026 (e.g., Heidelberg)

Path to Profitability

Operating leverage benefits from operating platform investments and rapid revenue growth

EBITDA + Target Date

30% EBITDA Margin
Long Term Target



PRODUCT COMPANIES

OAS

ONDAS INC.

Financial Outcomes

Successful execution of our Core + Strategic growth plan creates a high growth, highly profitable global company supported by a broad portfolio of integrated aerial and ground defense, security and intelligence platforms and services

	REVENUE	EBITDA	BUSINESS
<div>Updated Outlook 2026⁽¹⁾</div> <div>2026</div>	<div>\$100 million (run rate)</div> <div>\$170 - \$180 million</div>	Positive Q3 2026 at Product Company Layer	Global Operational Flywheel Engaged
2030	<div>\$300+ million</div> <div>\$1.5 billion +</div>	30% EBITDA Margin	High Growth, Scaled Market Leader

(1) Outlook updated as of January 16, 2026

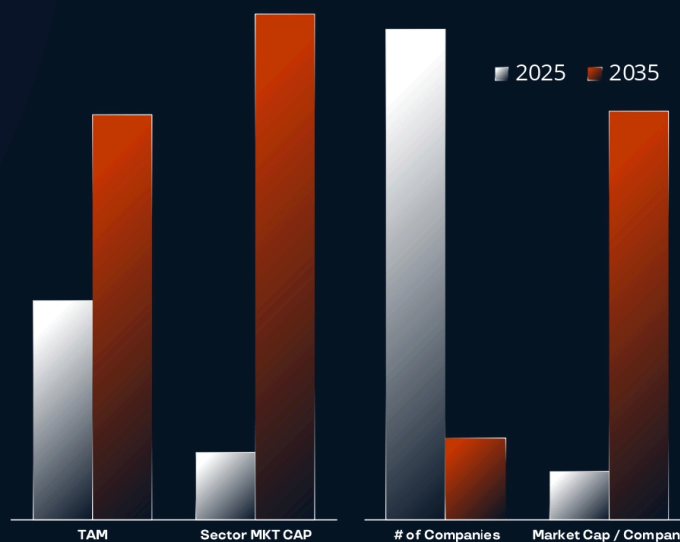
PATH TO \$15+ BILLION MARKET CAP

Investment Cycle **Launched**

Market organization is a once in a generation event

- Market dynamics require that strong, scaled operators emerge to support the adoption of unmanned autonomous
- TAMS are large and will grow nicely
- Today's equity capitalization in the sector is low due to low current TAM penetration and subscale vendor base
- Over the next ten years, we expect:
 - Significant TAM penetration
 - Huge market capitalization increase as high ROIC, technology enabled markets grow
 - Massive consolidation to result in much fewer scaled players
 - Market capitalization to accrue to the leaders
- We expect the investment cycle within unmanned autonomy sector to **create some very large and valuable companies**

[Illustrative, not drawn to scale]



Market leaders are being identified NOW!
(Survival of the Fittest)



Ondas Networks – Upside Optionality

Software-defined connectivity platform offers latent value for Ondas' investors

- Pending private network upgrade cycle with the Class I Railroads supporting new automation and intelligence applications
- Ondas Networks' 802.16 has set the standard for next generation rail networking communications equipment
- AAR is adopting this technology today, and in technology roadmaps
- Rail sector operating on multi-decade old legacy narrowband networks
- Network upgrade cycle is overdue –efficiency & safety requirements drive need for network capacity and flexibility
- The upgrade cycle opportunity represents a multi-hundred million revenue opportunity for Ondas



THANK YOU

ir@ondas.com